

May 26, 2026

# OFFICIAL PROCEEDINGS

St. Clair County Board Meeting





## COUNTY BOARD MEETING – MAY 26, 2026

1. Invocation – Tom Holbrook, County Clerk
2. Pledge of Allegiance
3. Call to Order – Chairman Mark A. Kern
4. Roll Call by Tom Holbrook, County Clerk; Present – 24; Absent – 4  
Absent: Mr. Cockrell, Mr. Dinges, Mr. Meile, and Mr. Mosley, Jr. (The Chairman noted that Mr. Cockrell, Mr. Dinges, Mr. Meile, and Mr. Mosley, Jr. are excused.)
5. Public Participation- Doug Gaines – O’Fallon - Expressed concerns about electronic voting machines. He stated that we should adopt the process of paper ballots and hand counting for elections in St. Clair County.
6. Approval of Minutes of April 27, 2026 Meeting  
  
Motion to Approve  
CJ Baricevic - made  
B. Allen - seconded  

M/C - RC - Unanimous
7. Reports & Communications from the Chairman
  - a. Appointment – Appointed Official – Karrey Crowe, Manager, Zoning/Mapping and Platting  
  
Motion to Approve 7-a  
M. Smallheer - made  
S. Gomric - seconded  

M/C - RC - Unanimous
  - b. Appointment. – Trustee, O’Fallon-Shiloh Valley-Caseyville Fire Prot. District – Mark Anderson to Complete the Unexpired Term of Douglas Scott Due to His Resignation Effective Immediately and Expiring on May 1, 2027  
  
Motion to Approve 7-b  
G.W. Scott, Jr. - made  
S. Greenwald - seconded  

M/C - RC - Unanimous
  - c. Reappointment – Trustee, Northwest St. Clair Co. Fire Prot. District – Kenneth Harris  
  
Motion to Approve 7-c  
S. Reeb - made  
R. Vernier - seconded  

M/C - RC - Unanimous
8. Miscellaneous Reports  
  
Motion to Receive and File  
S. Reeb – made  
R. Vernier – seconded  

M/C - RC - Unanimous

9. Committee Reports

a. Animal Services Committee:

1. Approval of a Contract Between St. Clair County Animal Control and Stanely J. Niemann, DVM for Veterinarian Services from July 1 to December 31, 2026

Motion to Approve 9-a-1

R. Wilhelm – made

J. Moll – seconded

M/C - RC - Unanimous

b. Environment Committee:

1. Report

Motion to Approve 9-b-1

M. Smallheer – made

P. Henning – seconded

M/C - RC - Unanimous

2. Approval of an Amended Intergovernmental Delegation Agreement Between the Illinois Environmental Protection Agency and St. Clair County for a Joint and Cooperative Inspection Program

Motion to Approve 9-b-2

M. Smallheer – made

J. Coers – seconded

M/C - RC - Unanimous

c. Finance Committee:

1. Treasurer's Report of Funds Invested

Motion to Approve 9-c-1

M. Crawford – made

R. Wilhelm – seconded

M/C - RC - Unanimous

2. Approval for Central Services to Purchase Two (2) 2025 Ford Police Interceptor Utility for the Sheriff's Department Through the State Bid List from Morrow Brothers Ford in the Amount of \$91,576.00

Motion to Approve 9-c-2

M. Crawford – made

K. Dawson – seconded

M/C - RC - Unanimous

3. Approval of Bid Package #9 to Authorize the Chief Supervisor to Execute a Contract with Baxmeyer Construction to Perform Construction of Bid Package #9 with a Total Cost Not to Exceed \$4,870,933.94 (\$4,428,121.76 plus 10% Contingency) to Complete Underseepage Controls as Part of the Mississippi River Levee System Improvements

Motion to Approve 9-c-3

R. Vernier – made

S. Gomric – seconded

M/C - RC - Unanimous

Chairman Kern said this is the Tri-County Levee Commission that has this project so it is required to come to our board for approval and they have the funding the bank for this. Mr. Vernier said no cost to the County. Chairman Kern said correct this has already been set aside from the taxpayers, as well as, the bond issue that was passed years ago.

4. Salary Claims

Motion to Approve 9-c-4

M. Crawford – made

R. Wilhelm – seconded

M/C - RC - Unanimous

5. Expense Claims – Claims Subcommittee

Motion to Approve 9-c-5

L. Mosley – made

M. Crawford – seconded

M/C - RC - Unanimous

d. Judiciary Committee:

1. Review of Executive Session Minutes

In accordance with the Illinois Open Meetings Act, I move that the Executive Session minutes of October 28, 2024 and May 27, 2025 be made available for public inspection and that minutes of today's meeting reflect that the minutes or portions thereof no longer require confidential treatment.

Motion to be Release 9-d-1

S. Tieman – made

CJ Baricevic – seconded

M/C - RC - Unanimous

In accordance with the Illinois Open Meetings Act, I move that the Executive Session minutes of December 15, 2025, February 23, 2026, and April 27, 2026 not be made available for public inspection because the need for confidentiality still exists as to all or part of those minutes.

Motion to Not Release 9-d-1

M. O'Donnell – made

S. Tieman – seconded

M/C - RC - Unanimous

2. Res. #3142-26-R – Proclaiming the Month of May as Amyotrophic Lateral Sclerosis Awareness Month in St. Clair County

Motion to Approve 9-d-2

CJ Baricevic – made

S. Tieman – seconded

M/C - RC - Unanimous

e. Transportation Committee

1. Ord. #26-1324 – Altering the Maximum Speed Limit on South Church Street Between South Belt East and Environmental Drive

Motion to Approve 9-e-1

R. Vernier - made

R. Wilhelm - seconded

M/C - RC - Unanimous

2. Ord. #26-1325 – Altering the Maximum Speed Limit on Triple Lakes Road Between the Existing Flood Gates

Motion to Approve 9-e-2

R. Vernier - made

S. Gomric - seconded

M/C - RC - Unanimous

3. Res. #3143-26-RT – Authorizing the Award of the South Church Street Project to the Low Bidder, Hank's Excavating and Landscaping, Inc. in the Amount of \$243,546.50

Motion to Approve 9-e-3

R. Vernier - made

A. Bittle - seconded

M/C - RC - Unanimous

4. Res. #3144-26-RT – Authorizing the Acquisition of Necessary Right of Way for the Intersection Improvements to Old Collinsville Road and Lebanon Avenue

Motion to Approve 9-e-4

R. Vernier - made

B. Trentman - seconded

M/C - RC - Unanimous

f. Trustee Committee

1. Res. #3145-26-R – Delinquent Taxes

Motion to Approve 9-f-1

L. Mosley – made

A. Bittle – seconded

M/C - RC - Unanimous

10. Grants Payroll and Expenses

Motion to Receive and File

S. Reeb - made

S. Gomric - seconded

M/C - RC - Unanimous

11. County Health Department Report

Motion to Receive and File

M. Smallheer - made

R. Wilhelm - seconded

M/C - RC - Unanimous

12. Department of Revenue Report

Motion to Receive and File  
M. Smallheer – made  
S. Tieman – seconded

M/C - RC - Unanimous

13. **Comments by the Chairman**  
**Executive Session – Pending Litigation / Workers Compensation**

Motion to go into executive session at 7:42 p.m.  
J. Coers – made  
J. Moll – seconded

M/C - RC - Unanimous

Motion to return to regular session at 7:44 p.m.  
S. Gomric – made  
J. Coers – seconded

M/C - RC - Unanimous

Motion to approve the final action on the settlement of all claims in the matter of Rita Franklin v. Ryan Nordike and St. Clair County, Case No. 2025LA1270. The total settlement to the Plaintiff is \$110,000 in exchange of a release of all claims.

M. Crawford – made  
CJ Baricevic – seconded

M/C - RC - Unanimous

14. **Any other Pertinent Business – None**

15. **Adjournment**

There being no further business, a motion was made by S. Tieman, seconded by CJ Baricevic that the Board stand adjourned until Monday, June 29, 2026, at 7:30 p.m., for the June Meeting, and to convene in the County Board Meeting Room B-564, 10 Public Square, Belleville, Illinois, when it will be the pleasure for all to attend. Motion carried unanimously.

\_\_\_\_\_  
THOMAS HOLBROOK, COUNTY CLERK AND  
EX-OFICIO CLERK OF THE COUNTY BOARD

\_\_\_\_\_  
\_\_\_\_\_  
\_\_\_\_\_  
\_\_\_\_\_

\_\_\_\_\_  
\_\_\_\_\_  
\_\_\_\_\_  
\_\_\_\_\_

JUDICIARY COMMITTEE



MARK A. KERN  
CHAIRMAN

# ST. CLAIR COUNTY BOARD

10 PUBLIC SQUARE, ROOM B-561, BELLEVILLE, ILLINOIS 62220-1623

(618) 825-2203 • FAX: (618) 825-2740

District 5  
LONNIE MOSLEY  
VICE-CHAIRMAN

## BOARD MEMBERS

District 1  
ROBERT L. ALLEN, JR.

District 2  
GW SCOTT, JR.

District 3  
ROY MOSLEY, JR.

District 4  
HARRY HOLLINGSWORTH

District 6  
MARTY T. CRAWFORD

District 7  
COURTNEY D. MOORE

District 8  
STEVEN GOMRIC

District 9  
KEN EASTERLEY

District 10  
SCOTT GREENWALD

District 11  
KENNETH G. SHARKEY

District 12  
C. RICHARD VERNIER

District 13  
STEPHEN E. REEB

District 14  
BOB TRENTMAN

District 15  
JERRY J. DINGES

District 16  
CJ BARICEVIC

District 17  
SCOTT TIEMAN

District 18  
MICHAEL O'DONNELL

District 19  
PHIL HENNING

District 20  
ED COCKRELL

District 21  
ANDY BITTLE

District 22  
SUSAN GRUBERMAN

District 23  
JANA MOLL

District 24  
KEVIN DAWSON

District 25  
RICHIE MEILE

District 26  
ROBERT WILHELM

District 27  
MATT SMALLHEER

District 28  
JOHN COERS

## COUNTY BOARD MEETING – May 26, 2026

7:30 p.m.

1. Invocation
2. Pledge of Allegiance
3. Call to Order
4. Roll Call
5. Public Participation
6. Approval of the Minutes of April 27, 2026 Meeting
7. Reports & Communications from the Chairman
  - a. Appointment – Appointed Official – Karrey Crowe, Manager, Zoning/Mapping and Platting
  - b. Appointment – Trustee, O'Fallon-Shiloh Valley-Caseyville Fire Prot. District – Mark Anderson to Complete the Unexpired Term of Douglas Scott Due to His Resignation Effective Immediately and Expiring on May 1, 2027
  - c. Reappointment – Trustee, Northwest St. Clair Co. Fire Prot. District – Kenneth Harris
8. Miscellaneous Reports
9. Committee Reports
  - a. Animal Services Committee:
    1. Approval of a Contract Between St. Clair County Animal Control and Stanley J. Niemann, DVM for Veterinarian Services from July 1 to December 31, 2026
  - b. Environment Committee:
    1. Report
    2. Approval of an Amended Intergovernmental Delegation Agreement Between the Illinois Environmental Protection Agency and St. Clair County for a Joint and Cooperative Inspection Program
  - c. Finance Committee:
    1. Treasurer's Report of Funds Invested



2. Approval for Central Services to Purchase Two (2) 2025 Ford Police Interceptor Utility for the Sheriff's Department Through the State Bid List from Morrow Brothers Ford in the Amount of \$91,576.00
3. Approval of Bid Package #9 to Authorize the Chief Supervisor to Execute a Contract with Baxmeyer Construction to Perform Construction of Bid Package #9 with a Total Cost Not to Exceed \$4,870,933.94 (\$4,428,121.76 plus 10% Contingency) to Complete Underseepage Controls as Part of the Mississippi River Levee System Improvements
4. Salary Claims
5. Expense Claims – Claims Subcommittee

d. Judiciary Committee:

1. Review of Executive Session Minutes
2. Res. #3142-26-R – Proclaiming the Month of May as Amyotrophic Lateral Sclerosis Awareness Month in St. Clair County

e. Transportation Committee:

1. Ord. #26-1324 – Altering the Maximum Speed Limit on South Church Street Between South Belt East and Environmental Drive
2. Ord. #26-1325 – Altering the Maximum Speed Limit on Triple Lakes Road Between the Existing Flood Gates
3. Res. #3143-26-RT – Authorizing the Award of the South Church Street Project to the Low Bidder, Hank's Excavating and Landscaping, Inc. in the Amount of \$243,546.50
4. Res. #3144-26-RT – Authorizing the Acquisition of Necessary Right of Way for the Intersection Improvements to Old Collinsville Road and Lebanon Avenue

f. Trustee Committee:

1. Res. #3145-26-R - Delinquent Taxes

10. Grants Payroll and Expenses
11. County Health Department Report
12. Department of Revenue Report
13. Comments by the Chairman  
Executive Session – Pending Litigation/Workers' Compensation
14. Any other Pertinent Business
15. Adjournment



May 26, 2026

Honorable Mark A. Kern, Chairman  
St. Clair County Board  
#10 Public Square, Room B-561  
Belleville, IL 62220

County Board Members:

We, the Judiciary Committee, wish to report that the Minutes from the April 27, 2026 County Board meeting have been entered on record.

The Committee has checked the minutes and recommend they be approved by this Honorable Body.

Respectfully submitted,

JUDICIARY COMMITTEE  
St. Clair County Board



MARK A. KERN  
CHAIRMAN

# ST. CLAIR COUNTY BOARD

10 PUBLIC SQUARE, ROOM B-561, BELLEVILLE, ILLINOIS 62220-1623

(618) 825-2203 • FAX: (618) 825-2740

District 5  
LONNIE MOSLEY  
VICE-CHAIRMAN

## BOARD MEMBERS

District 1  
ROBERT L. ALLEN, JR.

District 2  
GW SCOTT, JR.

District 3  
ROY MOSLEY, JR.

District 4  
HARRY HOLLINGSWORTH

District 6  
MARTY T. CRAWFORD

District 7  
COURTNEY D. MOORE

District 8  
STEVEN GOMRIC

District 9  
KEN EASTERLEY

District 10  
SCOTT GREENWALD

District 11  
KENNETH G. SHARKEY

District 12  
C. RICHARD VERNIER

District 13  
STEPHEN E. REEB

District 14  
BOB TRENTMAN

District 15  
JERRY J. DINGES

District 16  
CJ BARICEVIC

District 17  
SCOTT TIEMAN

District 18  
MICHAEL O'DONNELL

District 19  
PHIL HENNING

District 20  
ED COCKRELL

District 21  
ANDY BITTLE

District 22  
SUSAN GRUBERMAN

District 23  
JANA MOLL

District 24  
KEVIN DAWSON

District 25  
RICHIE MEILE

District 26  
ROBERT WILHELM

District 27  
MATT SMALLHEER

District 28  
JOHN COERS

May 26, 2026

St. Clair County Board  
#10 Public Square  
Belleville, IL 62220

### Members of the Board:

Since the following appointment shall be made by the Chairman of the St. Clair County Board with the approval of the Members of the County Board, I respectively submit the following appointment for your consideration and approval:

1. **Appointed Official:**

Appointment of **KARREY CROWE** as **Manager, Zoning Department/ Mapping and Platting**

2. **Trustee, O'Fallon-Shiloh Valley-Caseyville Fire Prot. District:**

Appointment of **MARK ANDERSON** to complete the unexpired term of Douglas Scott due to his resignation effective immediately and expiring on May 1, 2027.

3. **Trustee, Northwest St. Clair Co. Fire Prot. District:**

Reappointment of **KENNETH HARRIS** to complete a three (3) year term effective immediately and expiring on May 1, 2029.

MARK A. KERN, Chairman  
St. Clair County Board

MAK/sg

**TO:** ST. CLAIR COUNTY BOARD

**FROM:** MARK A. KERN, Chairman  
ST. CLAIR COUNTY BOARD

**SUBJ:** Miscellaneous Reports

**DATE:** May 26, 2026

The following routine informational reports are by various department heads for you to receive and to have placed on file by voice vote; no other action being necessary:

**Juvenile Detention Center**

The population from April 7, 2026 to May 6, 2026 consisted of 373 juveniles: 305 boys and 68 girls. The report of same will be placed on file in the County Board office.

**County Jail**

The Jailer reports that prisoners from the period of April 22, 2026 through May 19, 2026 are an average of 413 prisoners per day. The report of same will be placed on file in the County Board office.

**This Miscellaneous Report will become a part of the County Board Meeting Minutes.**



# St. Clair County Juvenile Detention Center

**GREGORY F. NORKUS**  
**DIRECTOR**

COURT SERVICES AND PROBATION DEPARTMENT  
20TH JUDICIAL CIRCUIT

9006 Lebanon Rd.  
Belleville, IL 62223-1503  
Phone: (618) 397.0766  
Fax: (618) 397.5284

**LAWRENCE BRAZIL**  
SUPERINTENDENT

**LISA K. BRENNAN-FLEMING**  
ASSISTANT SUPERINTENDENT

May 06, 2026

Public Safety Committee  
St. Clair County Building  
10 Public Square  
Belleville, IL. 62220

Dear Committee Members,

Please be advised, as indicated by my Population Report, that we did not exceed the D.O.C. rate capacity of 38 for the reporting period of April 07, 2026 through May 06, 2026.

If you have any questions about this matter, please contact me.

Sincerely,

Lawrence Brazil  
Superintendent

Population Report  
 April 07, 2026 - May 06, 2026

	<i>Boys</i>	<i>Girls</i>	<i>Daily Totals</i>	<i>30 days</i>
04/07/26	10	2	12	
04/08/26	9	2	11	
04/09/26	8	2	10	
04/10/26	9	2	11	
04/11/26	10	2	12	
04/12/26	10	2	12	
04/13/26	9	2	11	
04/14/26	8	2	10	
04/15/26	8	2	10	
04/16/26	10	2	12	
04/17/26	8	2	10	
04/18/26	9	2	11	
04/19/26	9	2	11	
04/20/26	10	2	12	
04/21/26	9	2	11	
04/22/26	9	2	11	
04/23/26	10	2	12	
04/24/26	11	2	13	
04/25/26	10	2	12	
04/26/26	11	3	14	
04/27/26	11	3	14	
04/28/26	12	3	15	
04/29/26	12	3	15	
04/30/26	13	2	15	
05/01/26	11	2	13	
05/02/26	11	2	13	
05/03/26	12	3	15	
05/04/26	12	3	15	
05/05/26	12	3	15	
05/06/26	12	3	15	
<b>Totals</b>	<b>305</b>	<b>68</b>		
<b>Grand Totals</b>			<b>373</b>	



St. Clair County Sheriff Department  
 ST. CLAIR COUNTY, ILLINOIS  
 JAIL MANAGEMENT INFORMATION SYSTEM

As of Wednesday May 20, 2026 at 10:03 AM

## Daily Peak Population Report

For Period Beginning on Wednesday April 22, 2026 Through Tuesday May 19, 2026

Date	Population	Over/Under	Status
Wednesday, April 22, 2026	392	26	Under Capacity
Thursday, April 23, 2026	403	15	Under Capacity
Friday, April 24, 2026	409	9	Under Capacity
Saturday, April 25, 2026	391	27	Under Capacity
Sunday, April 26, 2026	388	30	Under Capacity
Monday, April 27, 2026	405	13	Under Capacity
Tuesday, April 28, 2026	398	20	Under Capacity
Wednesday, April 29, 2026	402	16	Under Capacity
Thursday, April 30, 2026	407	11	Under Capacity
Friday, May 01, 2026	389	29	Under Capacity
Saturday, May 02, 2026	392	26	Under Capacity
Sunday, May 03, 2026	402	16	Under Capacity
Monday, May 04, 2026	416	2	Under Capacity
Tuesday, May 05, 2026	401	17	Under Capacity
Wednesday, May 06, 2026	393	25	Under Capacity
Thursday, May 07, 2026	423	-5	Over Capacity
Friday, May 08, 2026	419	-1	Over Capacity
Saturday, May 09, 2026	417	1	Under Capacity
Sunday, May 10, 2026	413	5	Under Capacity
Monday, May 11, 2026	430	-12	Over Capacity
Tuesday, May 12, 2026	419	-1	Over Capacity
Wednesday, May 13, 2026	435	-17	Over Capacity
Thursday, May 14, 2026	442	-24	Over Capacity
Friday, May 15, 2026	429	-11	Over Capacity
Saturday, May 16, 2026	425	-7	Over Capacity
Sunday, May 17, 2026	432	-14	Over Capacity
Monday, May 18, 2026	457	-39	Over Capacity
Tuesday, May 19, 2026	424	-6	Over Capacity

**Current Capacity :** 418  
**Avg. Daily Population :** 413  
**Days in Reporting Period :** 28



# St Clair County Animal Services

PO BOX 506  
1250 S 11<sup>th</sup> Street Rd  
Belleville, IL 62226

(618) 235-0585  
(618) 235-0661 (fax)

## CONTRACT FOR SERVICES

STANLEY J. NIEMANN, DVM, ADMINISTRATOR / ANIMAL CONTROL, 850 South State Street, Freeburg, Illinois 62243, and the ST. CLAIR COUNTY BOARD, hereby enter into a CONTRACT FOR SERVICES under the terms and conditions described below:

### I. GENERAL PROVISIONS:

- 1.) The contract shall begin on July 1<sup>st</sup>, 2026 and terminate on December 31, 2026.
- 2.) The Contract may be renewed on an annual basis with the written consent of both parties, notice of intent by both parties to be provided prior to the 1<sup>st</sup> of December each year.
- 3.) The Contract may be terminated by either party, with or without cause, upon provision of sixty (60) days written notice.
- 4.) The Administrator will be an independent contractor and not an employee of ST. CLAIR COUNTY for any purpose whatever.
- 5.) The terms and conditions contained in this document constitute the entire agreement of the parties and may only be supplemented, deleted, or altered by mutually agreed modification.

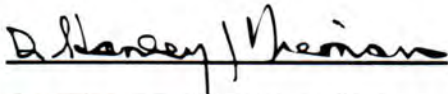
**II. RESPONSIBILITIES, DUTIES, AND POWERS OF ANIMAL CONTROL ADMINISTRATOR:**

- 1.) The Administrator will be a currently licensed veterinarian in the State of Illinois.
- 2.) The Administrator shall perform all statutory duties enumerated in 510 ILCS 5/5.
- 3.) The Administrator shall have all police power as defined in 510 ILCS 5/5.
- 4.) The Administrator shall provide emergency treatment services as defined by standard veterinary practice for all animals received in the Animal Services Department during normal office operating hours.
- 5.) The Administrator will prepare laboratory specimens for shipment as needed.
- 6.) The Administrator will vaccinate all quarantined animals for the sum of \$17.00 per animal.
- 7.) The Administrator will provide pre-release examinations for all quarantined animals for the sum of \$17.00 per animal.
- 8.) The Administrator shall provide spay/neuter surgeries for the Pet Population Clinic animals at a fee of \$55.00 per animal.
- 9.) The Administrator shall provide spay/neuter surgeries for the Adoption Center animals at a cost not to exceed \$75.00 per animal unless pre-approved by the Director.
- 10.) The Administrator will respond to all public inquiries regarding the care of quarantined animals.
- 11.) The Administrator will provide liability insurance for any and all activities undertaken on behalf of ST. CLAIR COUNTY naming ST. CLAIR COUNTY as a named insured.
- 12.) The Administrator will provide such written or oral reports as may be required by the ST. CLAIR COUNTY BOARD and /or the State of Illinois.

III. DUTIES AND RESPONSIBILITIES OF ST. CLAIR COUNTY:

- 1.) ST. CLAIR COUNTY will pay ADMINISTRATOR the sum of TWENTY THOUSAND FOUR HUNDRED AND NO/100 DOLLARS (\$20,400.00) per annum, in the equal monthly installments of ONE THOUSAND SEVEN HUNDRED AND NO/100 DOLLARS (\$1,700.00) payable to Freeburg Animal Hospital, said remuneration to be payment in full for all services and expenses except as noted in Section II (6) and (7) of this Contract.
- 2.) ST. CLAIR COUNTY will make available work areas and equipment necessary for the ADMINISTRATOR to complete his/her assigned responsibilities.
- 3.) ST. CLAIR COUNTY will provide support services (typing, phone answering, record keeping, etc.) as required for the ADMINISTRATOR to carry out his/her duties.


ENTERED on this 27<sup>th</sup> day of May



STANLEY J. NIEMANN, DVM

Administrator

License #090-005985




MARK A. KERN, Chairman


ST. CLAIR COUNTY BOARD

Approval of Contract for Veterinarian Services with Stanley J. Niemann, DVM

REVIEWED BY:





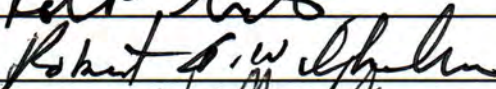


State's Attorney's Office



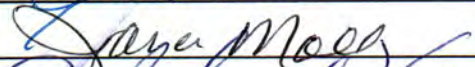




Director of Administrations

ANIMAL SERVICES COMMITTEE



FINANCE COMMITTEE





# APRIL 2026 FEE REPORT

Payment Date Range 04/01/26 - 04/30/26  
Summary Listing

Payment Code	Payment Category - Zoning & Mapping	Default Bank Account	Number of Transactions	Total Amount Collected
ZB100	AZC-APP Zoning Compliance Permit	BOE-Investment Pool	37	1,110.00
ZB100-3	Plan Review Residence	BOE-Investment Pool	5	375.00
ZB100-4	Plan Review Commercial	BOE-Investment Pool	2	200.00
ZB101	Commercial & Industrial Permit	BOE-Investment Pool	2	338.20
ZB103-1	Electrical Permit 1 Insp	BOE-Investment Pool	24	1,800.00
ZB103-2	Electrical Permit 2 Insp	BOE-Investment Pool	1	100.00
ZB104-2	Garage/Pole Barn Addition Permit	BOE-Investment Pool	7	1,225.00
ZB104-5	Pole Barn Permit	BOE-Investment Pool	1	175.00
ZB105-1	Deck Permit	BOE-Investment Pool	3	375.00
ZB106-1	Modular/Manuf Home Permit	BOE-Investment Pool	3	450.00
ZB107-1	Multi-Fam Res Permit 4 Units	BOE-Investment Pool	1	700.00
ZB108	Reinspection fee - new constr	BOE-Investment Pool	15	1,125.00
ZB109-1	B/P Renewal	BOE-Investment Pool	4	409.00
ZB110	Res Additions Permit	BOE-Investment Pool	1	300.00
ZB113-1	Single Fam Res Permit <2500 sqft	BOE-Investment Pool	4	2,400.00
ZB115-1	Swimming Pool Permit-In Ground	BOE-Investment Pool	3	600.00
ZB115-2	Swimming Pool Permit-Above Gnd	BOE-Investment Pool	2	250.00
ZB115-3	Pool House Permit	BOE-Investment Pool	1	175.00
ZB117	Solar Energy System-Residential	BOE-Investment Pool	2	550.00
ZCB103	B/P Village of Freeburg	BOE-Investment Pool	5	4,244.00
ZCB105	B/P Village of Marissa	BOE-Investment Pool	2	634.00
ZCB106	B/P Village of Millstadt	BOE-Investment Pool	3	984.50
ZCB109	B/P Village of Smithton	BOE-Investment Pool	1	75.50
ZCO102	OCC Village of Millstadt	BOE-Investment Pool	6	750.00
ZH100	ABV-Area/bulk Variance	BOE-Investment Pool	1	300.00
ZH101	Planning Development	BOE-Investment Pool	1	500.00
ZO100	OCC Multi-family	BOE-Investment Pool	13	975.00
ZO101	OCC Single Family	BOE-Investment Pool	62	7,750.00
ZO102	OCC Manuf/Mobile Home Insp	BOE-Investment Pool	3	300.00
ZO103	Reinspection Fee-Occupancy	BOE-Investment Pool	21	1,050.00
ZO104	Certification of Occupancy	BOE-Investment Pool	48	1,680.00
ZO106-1	Occupancy Duplex Inspections	BOE-Investment Pool	9	900.00
ZVE100	Village Electrical 1 Inspection	BOE-Investment Pool	9	675.00
ZVE102	Village Electrical Re-Inspection	BOE-Investment Pool	1	75.00
Payment Category - Zoning & Mapping Totals			303	\$33,550.20
Grand Totals			303	\$33,550.20

Value of Construction on which permits were issued for April 2026: \$ 5,524,553.11  
Total Fee Report for the month of April, 2025: \$ 97,885.44

---

**INTERGOVERNMENTAL DELEGATION AGREEMENT**

**BETWEEN THE ILLINOIS ENVIRONMENTAL PROTECTION  
AGENCY AND THE COUNTY OF ST. CLAIR, ILLINOIS**

---

**A JOINT AND COOPERATIVE INSPECTION PROGRAM**

---

This Intergovernmental Delegation Agreement (“Agreement” or “Delegation Agreement”) is entered into this 1st day of July, 2026, between the County of St. Clair, Illinois (the “County”), and the Illinois Environmental Protection Agency (“Illinois EPA” or the “Agency”) (collectively, the “Parties”).

**I. AUTHORITY**

The Illinois EPA is an agency established in the executive branch of State government, having the duty and authority, *inter alia*, to conduct a program of continuing surveillance and of regular or periodic inspection of sites and to investigate violations of the Illinois Environmental Protection Act (415 ILCS 5/1, *et seq.*) (“Act”), and regulations adopted thereunder (“regulations”).

The County is a unit of local government organized and existing under the laws of Illinois. The St. Clair County Health Department (the “Department”), a department or agency established within or in addition to the County government, shall implement this Delegation Agreement for and on behalf of the County.

Section 30 of the Act (415 ILCS 5/30) provides:

“The Agency shall cause investigations to be made upon the request of the Board or upon receipt of information concerning an alleged violation of this Act, any rule or regulation adopted under this Act, any permit or term or condition of a permit, or any Board order, and may cause to be made such other investigations as it shall deem advisable.”

Article VII, Section 10, Constitution of the State of Illinois, 1970, provides in part:

“Units of local government . . . may contract . . . with the State . . . to obtain or share services and to exercise, combine, or transfer any power or function, in any manner not prohibited by law or ordinance. . .”.

Section 5 of the Intergovernmental Cooperation Act (5 ILCS 220/5) provides:

“Any one or more public agencies may contract with any one or more other public agencies to perform any governmental service, activity or undertaking or to combine, transfer, or exercise any powers, functions, privileges, or authority which any of the public

agencies entering into the contract is authorized by law to perform, provided that such contract shall be approved by the governing bodies of each party to the contract and except where specifically and expressly prohibited by law. Such contract shall set forth fully the purposes, powers, rights, objectives and responsibilities of the contracting parties.”

Section 2 of the Intergovernmental Cooperation Act (5 ILCS 220/2) defines “public agency” to include any unit of local government as defined in the Illinois Constitution of 1970, the State of Illinois, and any agency of the State. The County is a unit of local government, as defined in the Illinois Constitution of 1970, and Illinois EPA is an agency of the State.

Section 4(r) of the Act (415 ILCS 5/4(r)) provides:

“The Agency may enter into written delegation agreements with any unit of local government under which it may delegate all or portions of its inspecting, investigating and enforcement functions. Such delegation agreements shall require that work performed thereunder be in accordance with Agency criteria and subject to Agency review.”

Section 22.15(h) of the Act (415 ILCS 5/22.15(h)) states that the Agency is authorized to provide financial assistance to units of local government for the performance of inspecting, investigating, and enforcement activities pursuant to Section 4(r) of the Act at nonhazardous solid waste disposal sites.

Section 55.6(c) of the Act (415 ILCS 5/55.6(c)) states, in part, that the Agency is authorized to provide financial assistance to units of local government for the performance of inspection, investigation, and enforcement activities pursuant to Section 4(r) of the Act at used and waste tire sites.

The Illinois EPA hereby delegates the site inspection authority, as set forth by the terms and conditions of this Delegation Agreement, to the County. All inspecting functions, not specifically delegated in this Delegation Agreement, are retained by the Illinois EPA. Other than to the Department, the County shall not sub-delegate the functions and duties delegated herein to any other local government agency or political subdivision without the prior written approval of the Illinois EPA. Site(s) owned or operated, in whole or in part, by the County, or any political subdivision of the County, are expressly excluded from the delegation of authority in this Delegation Agreement.

## II. PURPOSE

The purpose of this Delegation Agreement is to satisfactorily act on public concerns for human health and the environment and agree upon a mutually cooperative program for inspecting sites in the County, for sharing information obtained regarding solid waste management in the County, and for follow-up activity in situations where violations of

environmental laws are detected, the results of which may result in the issuance of a Violation Notice or Administrative Citation.

### **III. DEFINITIONS**

As used herein, the terms within this Delegation Agreement shall be defined in the Act, unless otherwise defined below.

As used herein, the term "*site(s)*" means any location, place, tract of land, and facilities, including but not limited to, buildings and improvements used for purposes subject to regulation or control by this Act or regulations thereunder. This term does not refer to sites or those portions of a site that manage "hazardous waste," as defined under state and federal law or site(s) owned or operated, in whole or in part, by the County or any political subdivision of the County.

As used herein, the term "*inspection*" includes, but is not limited to, physical inspection, collection and analysis of air, soil, water, and waste samples, photographing or videotaping sites, facilities or activity, review and copying of any documents, photographs, videotape or other record keeping, and any other information gathering activity.

### **IV. RESPONSIBILITIES OF THE COUNTY**

#### **A. INSPECTION**

Pursuant to this Delegation Agreement, the County, through the Department, shall have certain authority to act on behalf of the Illinois EPA, as specified herein, to inspect sites and issue Violation Notices under the Act and regulations adopted thereunder. The County shall inspect sites as well as enforce applicable provisions of the Act and regulations. The County understands that any reports, other pertinent data, and any other written material submitted to the Illinois EPA or received by the County from the Illinois EPA may be subject to public access, inspection, and photocopying pursuant to the Illinois EPA's responsibilities under Section 7 of the Act (415 ILCS 5/7) and the Freedom of Information Act (5 ILCS 140/1 *et seq.*) as set forth in Section VII below in more detail.

The County shall conduct its inspection program in accordance with this Agreement and the requirements of the Act and its promulgated regulations. Before any employee of the County inspects a site pursuant to this Delegation Agreement, such employee must be certified by the Illinois EPA as to their qualifications for the purposes of conducting inspections. The County's employee certification shall be accomplished by such employee taking a training course given by Illinois EPA personnel designed to educate its first County employee or employee(s) as to all aspects of proper inspection, sample collection, and an understanding of the applicable statutes and regulations. The County employee(s) shall demonstrate competency for certification within forty-five (45) calendar days following the successful completion of such training course before they may become a certified inspector. A certified inspector may offer a similar training course, approved by the Illinois EPA, to other County employee(s) so that they may obtain certification

through the County. The Illinois EPA shall certify the other County employee(s) as an inspector within forty-five (45) calendar days following the successful completion of such training course after demonstrating competency to the Regional Manager and after notice of completion of the approved training course has been provided to the Illinois EPA.

## B. ENFORCEMENT

The Illinois EPA recognizes that the State's Attorney in the County has certain independent enforcement authority pursuant to Title XII of the Act. This Delegation Agreement is not intended to affect or alter such independent enforcement authority. Accordingly, the Illinois EPA and County agree that the State's Attorney may bring actions for violations pursuant to Section 42(e) of the Act in the name of the people of the State of Illinois. However, in electing to enter into this Delegation Agreement, the County agrees that it will conduct site inspections pursuant to the terms and conditions of the Delegation Agreement. When the County refers a matter for formal enforcement pursuant to the Delegation Agreement, the case will be prosecuted either through the available channels utilized by the Illinois EPA for cases developed by Illinois EPA personnel or through the State's Attorney's Office. If the State's Attorney's Office declines to prosecute a case, the delegated County shall work with the Illinois EPA Regional Office to refer the case through the channels used by the Illinois EPA.

The Illinois EPA reserves, and shall have sole authority over and responsibility for, review and approval of any remedial action settled upon through negotiation or as presented to a court or the Illinois Pollution Control Board except for remedial actions involving the removal and proper disposal of open-dumped or open-burned solid waste requiring only incidental soil, groundwater or surface water removal, or disturbance. The purpose and intent of Illinois EPA review and approval for remedial actions is to utilize the technical expertise of the Illinois EPA and to maintain the legislative intent set forth in the Act to establish a unified, statewide program to restore, protect, and enhance the quality of the environment.

The County agrees to notify the Illinois EPA Regional Office of any formal enforcement action (e.g., local ordinance violations) it initiates, the purpose being to avoid duplication of efforts and to avoid independent or mutually inconsistent formal enforcement proceedings. Additionally, the County and the Illinois EPA agree that, upon request, each will provide the other with information regarding any and all enforcement action(s) concerning sites within the County. The County and Illinois EPA will cooperate with one another in relation to any enforcement actions brought by either party pursuant to the Act and/or regulations. The County and the Illinois EPA shall cooperate in enforcement matters including the matter of regularly scheduled meetings. The Parties will hold these meetings when a referral for formal enforcement is considered; when considering issuance of an Administrative Citation (in agreement); when the facility fails to respond to a Violation Notice or Notice of Intent to Pursue Legal Action (in agreement); and when a Compliance Commitment Agreement is considered for approvals and/or rejection.

The County agrees that its employee(s) shall cooperate fully and completely with the Illinois EPA, including, but not limited to, offering testimony in any enforcement matter instituted against a site in the County.

**V. RESPONSIBILITIES OF THE ILLINOIS EPA**

In order to promote the operational aspects of this Delegation Agreement, personnel from the Illinois EPA may accompany inspectors on joint inspections within its municipal jurisdiction. Such joint inspections may also serve to provide County personnel with additional background information and inspection skills with respect to such sites.

If the Illinois EPA initiates a formal enforcement action, the Illinois EPA agrees to notify the County of any such action, with the purpose being to avoid duplication of efforts and to avoid independent or inconsistent formal enforcement proceedings. If a duplicative action exists, the Illinois EPA may decide to take over such enforcement action. In the event a conflict arises between enforcement or remedy, the Illinois EPA retains ultimate primacy of the issue.

The Illinois EPA agrees that its employee(s) shall cooperate, review reports and provide guidance and recommendations for improved quality, respond to questions, and offer testimony in any enforcement matter instituted against a site in the County that is within the scope of this Delegation Agreement. Nothing in this Delegation Agreement shall limit the Illinois EPA from exercising its statutory and regulatory discretion regarding inspection, investigation, or enforcement matters.

**VI. BUREAU OF LAND PERMITS, VARIANCES AND ADJUSTED STANDARDS**

The issuance of site permits, variances, and adjusted standards required by the Act and regulations shall remain the sole discretion and responsibility of the Illinois EPA, and Illinois Pollution Control Board, respectively.

**VII. RECORDS AND AUDITS**

A. The Illinois EPA shall forward to the County copies of all applications for site permits and/or supplemental permits, variances, and adjusted standards as they are received for sites in the County. The Illinois EPA shall also forward to the County copies of every final permit decision and any Board -issued regulatory relief decision. The County shall ensure that all records, including but not limited to, books, documents, reports, data, other evidentiary material, and records reflecting costs incurred by the County in accordance with this Agreement, are maintained using accounting procedures and practices that conform to generally accepted accounting principles to properly account for the receipt and disposition of all financial assistance received hereunder. The County shall ensure that records are preserved and made available for inspection, auditing, and copying as provided in Subsection VII. D. below:

- 1) For a minimum of three (3) calendar years following the County's receipt of final payment of financial assistance from the Illinois EPA hereunder;
- 2) For documents relating to disputes and/or appeals, litigation, or the settlement of claims arising out of the services or activities provided by the County hereunder, or costs and expenses of services for which exception has been taken by the Illinois EPA or any of its duly authorized representatives, until three (3) calendar years after disposition of such appeals, litigation, claims, or exceptions, or for the three (3) calendar years specified in subsection (A)(1) above, whichever is longer; and
- 3) For such longer period required by applicable statute or regulation, including but not limited to, the Local Records Act (50 ILCS 205/1 *et seq.*).

B. The Parties acknowledge and agree that this Delegation Agreement, the payment of financial assistance, requests for payments and supporting documentation, and all other records, reports, data, and/or other written material (including but not limited to electronic data, records, and communications) relative thereto that have been prepared by or for, or having been or being used by, received by, in the possession of, or under the control of, the Illinois EPA or the County may be subject to inspection and copying pursuant to the Freedom of Information Act (5 ILCS 140/1 *et seq.*). Such records, data, and files of the Illinois EPA may also be subject to inspection and copying pursuant to Section 7 of the Act (415 ILCS 5/7).

C. The Parties shall comply with the provisions of Sections 7 and 7.1 of the Act, 2 Ill. Adm. Code 1828.202, and other applicable law relating to the non-disclosure of any confidential information under this Delegation Agreement. In addition, the Parties shall comply with Part 130 of the Illinois Pollution Control Board regulations (35 Ill. Adm. Code Part 130) and other applicable law regarding trade secret information hereunder.

D. The Illinois EPA, the Illinois Auditor General, the Illinois Executive Inspector General, the Illinois Attorney General, and their respective officers, officials, employees, and authorized representatives and agents shall have the right to inspect and audit any books, records, or papers relating to the financial assistance provided hereunder and the expenditure of said funds.

## **VIII. HOLD HARMLESS, INDEMNIFICATION AND INSURANCE**

### **A. HOLD HARMLESS AND INDEMNIFICATION**

To the fullest extent permitted by law, the County hereby agrees to assume the risk, responsibility, and liability for any and all loss or damage to property owned by the County, the Illinois EPA, or third persons, and any injury to or death of any persons (including employees of the County) caused by, arising out of, or occurring in connection with, the execution of any services or other work, contract, or subcontract arising out of this Agreement, and the County

shall indemnify, save harmless, and defend the State of Illinois and the Illinois EPA (and their respective officials, officers, employees, and authorized representatives) from all claims for any such loss, damage, injury, or death, except to the extent such claim, loss, damage, injury, or death is attributable to the negligent or willful and wanton conduct of an official, officer, employee, or authorized representative of the County. The County shall also require that any and all contractors, subcontractors, consultants, and other parties engaged by the County shall agree in writing that they shall look solely to the County for performance of such contract or satisfaction of any and all claims arising thereunder.

## B. INSURANCE

Throughout the duration of this Agreement and any extensions thereof, the County shall maintain the types of insurance coverages in not less than the amounts of coverages set forth below:

- 1) Commercial general liability ("CGL") insurance with a limit of not less than \$1,000,000 each occurrence (combined single limit bodily injury and property damage). If the CGL insurance contains an aggregate limit, it shall be not less than \$2,000,000 or shall be endorsed to apply separately to this project. The State and the Illinois EPA shall be named as an additional insured under the CGL insurance, any commercial umbrella/excess liability insurance, and business auto liability coverages of the County. The County's CGL insurance, commercial umbrella/excess liability insurance (if any), and business auto liability coverages shall apply as primary insurance with respect to any other insurance or self-insurance afforded to the State or the Illinois EPA and shall not require exhaustion of any other coverage or tender of any claim or action to any other insurer providing coverage to the State or the Illinois EPA. Any insurance or self-insurance maintained by the State or the Illinois EPA shall be in excess of the County's insurance and shall not contribute with it.
- 2) Business auto liability insurance, with a combined single limit of not less than \$1,000,000 per accident, for bodily injury and property damage. Such insurance shall cover liability arising out of any auto, including owned, hired, and non-owned autos.
- 3) Workers compensation insurance, as required by law.

The County shall cause each subcontractor and consultant, employed by or acting on behalf of the County hereunder, to maintain insurance of the types and not less than the amounts of coverages specified above. Copies of certificates of insurance evidencing the types and amounts of coverages for the County and each of its subcontractors and consultants are attached hereto as Exhibit A.

**IX. CONTINGENCY REGARDING AVAILABILITY OF SUFFICIENT FUNDS**

Notwithstanding any provision herein to the contrary, the financial assistance provided for hereunder is expressly contingent upon and subject to the availability of sufficient funds appropriated for this Agreement and the inspection activities performed hereunder. The Illinois EPA may terminate or suspend this Agreement, in whole or in part, without penalty or further payment being required, if: i) sufficient State funds have not been appropriated to the Illinois EPA, ii) the Governor or the Illinois EPA reserves appropriated funds, iii) the Governor or the Illinois EPA determines that appropriated funds may not be available for payment, or iv) the Illinois EPA determines that there are otherwise insufficient funds available. The Illinois EPA shall provide notice, in writing, to the County of any such funding failure and its election to terminate or suspend this Agreement as soon as practicable. Any suspension or termination pursuant to this Section will be effective upon the County's receipt of said notice.

**X. FINANCIAL ASSISTANCE**

A. Subject to the availability of sufficient funds as provided in Section IX above and the terms and conditions of this Agreement, the Illinois EPA will provide financial assistance to the County in the form of reimbursement to the County as herein provided. The financial assistance amount shall be eighty percent (80%) of the County's total allowable costs approved by the Agency, not to exceed the maximum amount of financial assistance approved by the Agency (the "Maximum Annual Financial Assistance Amount") in any state fiscal year (i.e. July 1 through June 30) during the term of this Agreement for the County's inspection, investigation and enforcement activities performed hereunder. The Maximum Annual Financial Assistance Amount is subject to adjustment by the Illinois EPA in any fiscal year based on the Illinois EPA's budget, the County's budget, the Exhibit B Fact Sheet (and as amended), and the availability of sufficient funds for the inspection activities performed hereunder. In the event that this Agreement is terminated prior to June 30 in any such fiscal year during the term of this Agreement, then the Maximum Annual Financial Assistance Amount shall be prorated based on the number of days that the Agreement is in effect during said fiscal year, subject to the availability of sufficient funds as herein provided.

B. Financial assistance are those costs that:

- 1) the Illinois EPA determines to be reasonable and necessary for the County to perform its inspection activities required hereunder and as set forth in the Fact Sheet (and any Amended Fact Sheet) approved by the Illinois EPA, and include, but are not limited to, costs of salaries and benefits, professional and consultant services, project feasibility and engineering reports, and materials acquired, consumed, or expended specifically for said activities;
- 2) exclude Unallowable Costs set forth in Section X, Subsection C below;

- 3) shall not exceed the amounts set forth in the annualized budget that the Illinois EPA approves for the fiscal year in which the expenses were incurred during the term of this Agreement; and
- 4) shall not exceed the Maximum Annual Financial Assistance Amount determined by the Illinois EPA.

The proposed budget for each state fiscal Year during the term of this Delegation Agreement shall be attached hereto as Exhibit C and is incorporated herein. During the term of this Agreement, proposed modifications to the budget may be required, from time-to-time and as necessary, to account for programmatic alterations. These proposed modifications must be submitted on Illinois EPA-approved forms. Per Section XIII below, certain budget modifications may require formal amendment. The submission of an amended budget request does not require the Illinois EPA to provide the County any funding above previously approved Maximum Annual Financial Assistance Amounts. The Illinois EPA shall provide the County with written notice of its decision regarding any amendments to the County's proposed budget and Fact Sheet.

C. Costs excluded from financial assistance and as set forth in Exhibit D, attached hereto and incorporated herein (collectively, "Unallowable Costs"), include:

- 1) costs incurred in violation of any term or condition of this Agreement or any applicable federal, state, or local law;
- 2) costs incurred prior to or after the term of this Agreement; and
- 3) the unallowable costs as set forth in Exhibit D.

D. To be eligible for financial assistance reimbursement, on a quarterly basis, the County must submit financial assistance reimbursement requests with supporting documentation, together with progress reports on forms provided by the Illinois EPA. The County must submit its financial assistance reimbursement request (i.e. payment requests) for each quarter not more than thirty (30) calendar days following the end of said quarter. The supporting documents shall identify the activities performed and how they meet the inspection goals established. The documentation should also provide a breakdown of the costs, sufficient to demonstrate that the costs for which financial assistance is sought were necessary and reasonable and otherwise allowable costs as defined herein. Financial assistance request documents shall include, but are not limited to, the following:

- 1) An identification of the time period for which the activities/services were performed, and the costs were incurred;
- 2) A brief description of the work performed;

- 3) A breakdown of the activities/services performed cross-referenced to tasks set forth in the Fact Sheet or Amended Fact Sheet;
- 4) The names and titles of individuals performing activities/services and the dates and hours worked;
- 5) Copies of invoices;
- 6) A list of expenses and/or costs incurred in connection with the activities/services performed;
- 7) A list of inspections completed, the date they were completed, and by whom they were completed;
- 8) A signed statement that the report and documentation is truthful and accurate, and
- 9) Such other documentation requested by the Illinois EPA to determine whether an expense for which financial assistance is requested is an allowable cost as defined herein.

E. The County shall submit its final request each state fiscal year for financial assistance hereunder no later than thirty (30) calendar days following the expiration of the term of this Agreement. Requests for financial assistance may be submitted as follows:

Via email to: [EPA.DelegatedCounty@illinois.gov](mailto:EPA.DelegatedCounty@illinois.gov)

Or

Via U.S. Mail or parcel delivery to:

Illinois Environmental Protection Agency  
Attn: Materials Management and Compliance Section #24  
2520 West Iles Avenue, P.O. Box 19276  
Springfield, IL 62794-9276

F. The County's failure to submit financial assistance requests, appropriate supporting documentation, or quarterly reports in a timely manner may result in denial of financial assistance payments by the Illinois EPA.

G. At any time or times prior to final payment under this Agreement, the Illinois EPA may cause any request(s) for payment to be reviewed or audited by the Illinois EPA or as

otherwise herein provided. Each subsequent payment shall be subject to reduction for amounts included in the related request for payment which are found, on the basis of such review or audit, not to constitute allowable costs. Any payment will be reduced for overpayments or increased for underpayments on preceding requests for payment.

**XI. INSPECTIONS**

**A. FORMALIZED RECORD**

The County shall maintain a formalized record of all inspections, compliance, non-compliance, formal enforcement, and Administrative Citation activities. The information recorded shall include, at a minimum:

- 1) relevant dates;
- 2) number of inspections;
- 3) facilities inspected;
- 4) volume in cubic yards of waste remediated at open dump sites;
- 5) the status of all compliance and enforcement activities; and
- 6) the amount of any penalties, interest or restitution collected or due and owing.

**B. INSPECTION REPORT FORMS**

Each time a certified inspector (hereinafter "inspector") conducts an inspection of a site, the inspector shall complete an inspection report that consists of, at a minimum:

- 1) an inspection checklist;
- 2) a narrative;
- 3) a site sketch or map;
- 4) photographs documenting site conditions; and
- 5) any appropriate supporting documents.

While conducting inspections, the inspector shall take field notes and may utilize a draft inspection checklist in conjunction with field notes.

After completing the inspection, the inspector shall complete the inspection report within thirty (30) calendar days after the date of the inspection. The employee shall possess and carry a camera for the purpose of taking pictures to document site conditions during inspections.

The original completed report shall be maintained by the County; one copy to the owner (via email or U.S. First Class Mail); one copy to the operator (via email or U.S. First Class Mail); and one copy shall be forwarded to Illinois EPA Headquarters via email to: [EPA.DelegatedCounty@illinois.gov](mailto:EPA.DelegatedCounty@illinois.gov). Copies of the inspection report shall be forwarded to the Illinois EPA and the owner and operator no later than thirty (30) calendar days after the date of the inspection.

### C. INSPECTION SCHEDULE

The inspection schedule for the upcoming fiscal year shall be provided to the Illinois EPA Regional Manager for comment and approval by April 30 each year.

Before conducting any independent inspections pursuant to the Delegation Agreement, the inspector must first be certified by Illinois EPA in accordance with Section IV(A) above. Before conducting an inspection of an Illinois EPA permitted site, the inspector shall review and become familiar with applicable statutes, regulations, variances, adjusted standards, and Illinois EPA permits in order to become aware of permit conditions, obligations, and exceptions that may apply to the site.

The County is responsible for inspecting the sites within its jurisdiction on an approved schedule pursuant to the Fact Sheet (Exhibit B), and as amended. The County and Illinois EPA understand that it may be necessary for the County to conduct impromptu inspections of Illinois EPA permitted sites without having had time to notify the Illinois EPA prior to such inspection, but this is to be the exception rather than the usual course of operation. Inspections of open dump sites will be on an as-needed basis. Additionally, the County shall conduct inspections of any site subject to the Delegation Agreement within ten (10) calendar days of the request of Illinois EPA or upon citizen complaints alleging violations of the Act and regulations.

The County shall forward to Illinois EPA, within thirty (30) calendar days, copies of all written communications the County issues or receives pursuant to activities engaged in by reason of the Delegation Agreement.

From time to time, Illinois EPA engages in inspections with a view toward possible criminal enforcement actions. It is understood and agreed to by the County that any facts, data, documents, photographs, reports, or other information pertaining to such inspections are beyond the scope of the Delegation Agreement. Nothing herein shall limit Illinois EPA's legal authority to work and cooperate with the State's Attorney and law enforcement agencies in the County regarding any inspections or investigations pursuant to possible criminal actions.

Unless otherwise specified, the Regional Manager<sup>1</sup>, Field Operations Section, Bureau of Land, shall be Illinois EPA's representative for the operational aspects of the Delegation Agreement, and the Director of the Department shall be the County's representative.

## **XII. ADMINISTRATIVE CITATION PROCESS**

If a citation is issued, the violator will make out two separate checks: one check to the Illinois EPA, Environmental Protection Trust Fund, for half of the amount of the fine and a second check to the County for the other half of the fine. All relevant information relating to the citation shall be made available to the Illinois EPA upon request. If the State's Attorney's Office declines to prosecute an administrative citation, the County shall work with the Illinois EPA Regional Office to refer the case through the channels used by the Illinois EPA. Fines will not be split if the case is solely prosecuted by the Illinois EPA.

## **XIII. EFFECTIVE DATE - TERMINATION - AMENDMENT – RENEWAL**

- A. This Delegation Agreement shall commence on July 1, 2026, or upon execution, whichever is later, and shall remain in effect until **June 30, 2031**, unless terminated earlier by either party giving thirty (30) calendar days prior written notice of termination to the other party. The Delegation Agreement may be so terminated with or without cause. Illinois EPA may, from time to time, review and comment on the County's inspection and enforcement program.
- B. The Parties may amend this Delegation Agreement by way of written agreement signed by both Parties. However, Illinois EPA, at its sole discretion, may also amend this Delegation Agreement via written notice provided to the County.
- C. The Parties may renew this Delegation Agreement for additional five (5) calendar year terms by mutual written agreement.
- D. A written amendment signed by both Parties is required for Exhibit B Fact Sheet amendments or Exhibit C budget request changes by the County reflecting in an increase or decrease to the Maximum Annual Financial Assistance Amount budgeted for any of the state fiscal years subject to this Agreement.
- E. For Exhibit B Fact Sheet amendments or Exhibit C budget request changes by the County that do not result in changes to the Maximum Annual Financial Assistance Amount for any of state fiscal years subject to this Agreement, the County must

---

<sup>1</sup> The Illinois EPA, Bureau of Land, has divided the State of Illinois into seven (7) regions for administrative purposes. The Illinois EPA has a regional office in each region. The Bureau of Land has designated a Regional Manager for each regional office. The responsibilities of the Regional Manager include providing advice and assistance to delegated counties.

notify and provide such changes to the Illinois EPA of those in writing as soon as practicable pursuant to the requirements of Section XV (Notices).

**XIV. RECOVERY OF FUNDS AND OTHER REMEDIES**

In the event this Agreement is breached by the County, the Illinois EPA may, in addition to any other remedies provided in law and/or equity, revoke this Agreement and take such other action as the Illinois EPA is authorized to take. If the Illinois EPA determines funds are being misspent or improperly held by the County, then the Illinois EPA or the Illinois Attorney General may recover those funds and take any other action authorized by law. These remedies shall not be construed as limiting the Illinois EPA's right to terminate this Agreement with or without cause as provided in Section XIII above.

**XV. NOTICES**

Any notice required under this Agreement shall be in writing and shall be deemed properly given when personally delivered, mailed by certified mail, return receipt requested, U.S. First Class mail, or via email to the addresses below. Notice of termination of the Agreement shall be sent by certified mail, return receipt requested, or by personal delivery, to the addresses below. Either party may change its address for receiving notices by giving notice of such change in compliance with the terms of this Section. Notice as provided herein does not waive service of summons.

**For the Illinois EPA:**

Materials Management and Compliance Section  
Bureau of Land #24  
Illinois Environmental Protection Illinois EPA  
2520 West Iles Avenue, P.O. Box 19276  
Springfield, Illinois 62794-9276  
[EPA.DelegatedCounty@illinois.gov](mailto:EPA.DelegatedCounty@illinois.gov)

**For the County:**

St. Clair County Health Department:  
Myla Blandford, Executive Director  
19 Public Square, Suite 150  
Belleville, IL 62220  
[Myla.Blandford@co.st-clair.il.us](mailto:Myla.Blandford@co.st-clair.il.us)

**XVI. NO THIRD-PARTY BENEFICIARIES**

Notwithstanding any provision herein to the contrary, this Agreement is entered into solely for the benefit of the contracting Parties, and nothing in this Agreement is intended, either expressly or impliedly, to provide any right or benefit of any kind whatsoever to any person or entity who is not a party to this Agreement or to acknowledge, establish, or impose any legal duty upon any third party.

**XVII. COMPLIANCE WITH APPLICABLE LAWS**

The Parties shall at all times observe and comply with all applicable federal and state laws, regulations, and codes which may in any manner affect the performance of this Agreement.

**XVIII. DISCLAIMER OF RELATIONSHIP**

A. Nothing contained in this Agreement, nor any act of the Illinois EPA or the County, shall be deemed or construed by the other party, or by any third party, to create any relationship of a principal, agent, limited or general partnership, joint venture, or any association or relationship involving the Illinois EPA and the County.

B. The employees of the County shall remain employees of the County and are therefore not entitled to any benefits provided to employees of the State by virtue of this Agreement and/or any services or work performed under this Agreement.

**XIX. MISCELLANEOUS**

A. This Agreement sets forth the entire understanding of the Parties relative to the subject matter hereof and supersedes all prior agreements.

B. Titles and headings to sections herein are inserted for reference only and are not intended to be a part of, or affect the meaning or interpretation of, this Agreement.

C. This Agreement shall be governed by and construed in accordance with the laws of the State of Illinois. Any dispute arising out of this Agreement shall be adjudicated in the Illinois Court of Claims and shall be governed by the Court of Claims Act (705 ILCS 505/1 *et seq.*).

D. If any provision of this Delegation Agreement shall be held unconstitutional or otherwise void by a court of proper venue and jurisdiction, all other provisions of this Delegation Agreement shall remain in full force and effect.

E. If a party waives a breach of any provision of this Agreement by the other party, that waiver shall not operate or be construed as a waiver of any subsequent breach by said party or prevent the non-breaching party from enforcing such provisions.

F. This Agreement may be executed in several identical counterparts, each of which shall be an original and all of which shall constitute one and the same instrument.

G. The Parties acknowledge that this Agreement was freely negotiated by each of the Parties hereto, each of whom was represented by separate counsel; accordingly, this Agreement shall be construed according to the fair meaning of its terms, and not against any party.

H. Each of the undersigned signing as an officer, representative, or agent on behalf of the respective party to this Agreement warrants that they hold such capacity, as is specified beneath their name, and further warrants that they are authorized to execute and effectuate this Agreement to bind the party on whose behalf they are signing this Agreement to the terms and conditions herein, and that they do so voluntarily and in their official capacity.

**Exhibits:**

**Exhibit A:** Certificate(s) of Insurance

**Exhibit B:** Fact Sheet

**Exhibit C:** Budget for State Fiscal Years 2027, 2028, 2029, 2030, and 2031

**Exhibit D:** Unallowable Costs


SIGNATURE PAGE TO FOLLOW

THE TERMS AND CONDITIONS OF THIS DELEGATION AGREEMENT ARE HEREBY ACCEPTED AND AGREED TO:

**ILLINOIS ENVIRONMENTAL  
PROTECTION AGENCY**

St. Clair COUNTY

By: \_\_\_\_\_  
James Jennings, Acting Director

By:   
Mark A. Kern, Chairman

Date: \_\_\_\_\_

Date: 5-26-2026

Attest: \_\_\_\_\_  
Vishnu Srinivasaraghavan, Manager  
Materials Management and  
Compliance Section  
Bureau of Land

Attest:   
Thomas Holbrook, County Clerk

Date: \_\_\_\_\_

Date: 5-26-2026



# CERTIFICATE OF LIABILITY INSURANCE

12/1/2026

DATE (MM/DD/YYYY)

12/19/2025

THIS CERTIFICATE IS ISSUED AS A MATTER OF INFORMATION ONLY AND CONFERS NO RIGHTS UPON THE CERTIFICATE HOLDER. THIS CERTIFICATE DOES NOT AFFIRMATIVELY OR NEGATIVELY AMEND, EXTEND OR ALTER THE COVERAGE AFFORDED BY THE POLICIES BELOW. THIS CERTIFICATE OF INSURANCE DOES NOT CONSTITUTE A CONTRACT BETWEEN THE ISSUING INSURER(S), AUTHORIZED REPRESENTATIVE OR PRODUCER, AND THE CERTIFICATE HOLDER.

**IMPORTANT:** If the certificate holder is an ADDITIONAL INSURED, the policy(ies) must have ADDITIONAL INSURED provisions or be endorsed. If SUBROGATION IS WAIVED, subject to the terms and conditions of the policy, certain policies may require an endorsement. A statement on this certificate does not confer rights to the certificate holder in lieu of such endorsement(s).

<b>PRODUCER</b> Lockton Companies, LLC DBA Lockton Insurance Brokers, LLC in CA CA license #0F15767 Three City Place Dr., Ste. 900 St. Louis MO 63141-7084 (314) 432-0500 midwestcertificates@lockton.com	<b>CONTACT NAME:</b> <b>PHONE (A/C, No, Ext):</b> <b>E-MAIL ADDRESS:</b>	<b>FAX (A/C, No):</b>	
	<b>INSURER(S) AFFORDING COVERAGE</b>		<b>NAIC #</b>
<b>INSURED</b> 1439723 St. Clair County 10 Public Square Belleville IL 62220	<b>INSURER A :</b> Illinois County Risk Management Trust		52519
	<b>INSURER B :</b>		
	<b>INSURER C :</b>		
	<b>INSURER D :</b>		
	<b>INSURER E :</b>		


**COVERAGES**                      **CERTIFICATE NUMBER:** 1727781                      **REVISION NUMBER:** XXXXXXX

THIS IS TO CERTIFY THAT THE POLICIES OF INSURANCE LISTED BELOW HAVE BEEN ISSUED TO THE INSURED NAMED ABOVE FOR THE POLICY PERIOD INDICATED. NOTWITHSTANDING ANY REQUIREMENT, TERM OR CONDITION OF ANY CONTRACT OR OTHER DOCUMENT WITH RESPECT TO WHICH THIS CERTIFICATE MAY BE ISSUED OR MAY PERTAIN, THE INSURANCE AFFORDED BY THE POLICIES DESCRIBED HEREIN IS SUBJECT TO ALL THE TERMS, EXCLUSIONS AND CONDITIONS OF SUCH POLICIES. LIMITS SHOWN MAY HAVE BEEN REDUCED BY PAID CLAIMS.

INSR LTR	TYPE OF INSURANCE	ADDL INSD	SUBR WVD	POLICY NUMBER	POLICY EFF (MM/DD/YYYY)	POLICY EXP (MM/DD/YYYY)	LIMITS
A	<input checked="" type="checkbox"/> <b>COMMERCIAL GENERAL LIABILITY</b> <input type="checkbox"/> CLAIMS-MADE <input checked="" type="checkbox"/> OCCUR <input checked="" type="checkbox"/> SIR - \$250,000 GEN'L AGGREGATE LIMIT APPLIES PER: <input type="checkbox"/> POLICY <input type="checkbox"/> PRO-JECT <input type="checkbox"/> LOC OTHER:	N	N	P5-1000192-2526-01	12/1/2025	12/1/2026	EACH OCCURRENCE \$ 1,000,000 DAMAGE TO RENTED PREMISES (Ea occurrence) \$ XXXXXXX MED EXP (Any one person) \$ XXXXXXX PERSONAL & ADV INJURY \$ 1,000,000 GENERAL AGGREGATE \$ 3,000,000 PRODUCTS - COMP/OP AGG \$ 1,000,000 \$
A	<input checked="" type="checkbox"/> <b>AUTOMOBILE LIABILITY</b> <input checked="" type="checkbox"/> ANY AUTO OWNED AUTOS ONLY <input type="checkbox"/> HIRED AUTOS ONLY <input type="checkbox"/> SCHEDULED AUTOS NON-OWNED AUTOS ONLY	N	N	P5-1000192-2526-01	12/1/2025	12/1/2026	COMBINED SINGLE LIMIT (Ea accident) \$ 1,000,000 BODILY INJURY (Per person) \$ XXXXXXX BODILY INJURY (Per accident) \$ XXXXXXX PROPERTY DAMAGE (Per accident) \$ XXXXXXX \$ XXXXXXX
A	<input type="checkbox"/> <b>UMBRELLA LIAB</b> <input checked="" type="checkbox"/> <b>EXCESS LIAB</b> <input type="checkbox"/> DED <input type="checkbox"/> RETENTION \$	N	N	P5-1000192-2526-01	12/1/2025	12/1/2026	EACH OCCURRENCE \$ 20,000,000 AGGREGATE \$ 20,000,000 \$ XXXXXXX
A	<b>WORKERS COMPENSATION AND EMPLOYERS' LIABILITY</b> ANY PROPRIETOR/PARTNER/EXECUTIVE OFFICER/MEMBER EXCLUDED? (Mandatory in NH) If yes, describe under DESCRIPTION OF OPERATIONS below	Y/N	N/A	P5-1000192-2526-01	12/1/2025	12/1/2026	<input checked="" type="checkbox"/> PER STATUTE <input type="checkbox"/> OTH-ER E.L. EACH ACCIDENT \$ 2,500,000 E.L. DISEASE - EA EMPLOYEE \$ 2,500,000 E.L. DISEASE - POLICY LIMIT \$ 2,500,000
A	Medical Professional Liability	N	N	P5-1000192-2526-01	12/1/2025	12/1/2026	Included on the General Liability policy

**DESCRIPTION OF OPERATIONS / LOCATIONS / VEHICLES (ACORD 101, Additional Remarks Schedule, may be attached if more space is required)**  
 THIS CERTIFICATE SUPERSEDES ALL PREVIOUSLY ISSUED CERTIFICATES FOR THIS HOLDER, APPLICABLE TO THE CARRIERS LISTED AND THE POLICY TERM(S) REFERENCED.  
 Medical Professional Liability coverage afforded to Medical Staff, excluding Doctors and Dentists.

**CERTIFICATE HOLDER****CANCELLATION**

<b>1727781</b> St. Clair Co. of IL St Clair County Health Dept 10 Public Square Belleville IL 62220	SHOULD ANY OF THE ABOVE DESCRIBED POLICIES BE CANCELLED BEFORE THE EXPIRATION DATE THEREOF, NOTICE WILL BE DELIVERED IN ACCORDANCE WITH THE POLICY PROVISIONS.  AUTHORIZED REPRESENTATIVE 
---	---

© 1988-2015 ACORD CORPORATION. All rights reserved.

**ST. CLAIR COUNTY HEALTH DEPARTMENT**

**SOLID WASTE MANAGEMENT/ENFORCEMENT GRANT**

**SFY 2027 (July 1, 2026 – June 30, 2031)**

**I. DESCRIPTION OF CURRENT SOLID WASTE DISPOSAL PROGRAM**

The solid waste management sites that are subject to the herein requested enforcement grant include twelve (12) Illinois Environmental Protection Agency ("Agency") permitted facilities. Any new waste management facility that may become permitted by the Agency during the term of this program will also be included. The program also includes investigation and inspection of solid waste management sites upon the request of the Agency; upon citizen complaints alleging violations of the Illinois Environmental Protection Act or Rules and Regulations adopted thereunder; and, of illegal dump sites and/or illegal random dumping complaints in conjunction with Section 21(p) of the Act. The program includes permit compliance monitoring of permitted facilities.

A major initiative for the SFY 2027 time period is the continuation of the monitoring and maintenance of each landfill in St. Clair County. The Environmental Division also plans to increase open dump surveillance and develop more educational materials and presentations about landfills and open dumping/open burning to distribute/present to schools and the general public throughout the county.

**II. STATUS OF ENFORCEMENT PROGRAM**

A written delegation agreement for a joint and cooperative solid waste management site inspection, monitoring program and enforcement plan between St. Clair County and the Agency was entered into on September 16, 1988. The agreement was extended by the Agency to continue through June 30, 2026. The St. Clair County Health Department is the designated agent of the County and is responsible for implementing said delegation agreement.

Currently, the Health Department Environmental Protection Staff positions consist of: Executive Director, Director of Environmental Programs, Environmental Programs Manager, Sanitarian I and Secretary II (with divided duties). Due to the continued enforcement activities in the Department, the State's Attorney's office assigned a full time assistant who works directly with the solid waste enforcement program along with a secretary. When deemed appropriate, the Region FOS will also be working with these attorneys. Additionally, surveillance assistance and police protection is provided by the St. Clair County Sheriff's Department Deputies.

The following statistical data is provided to show the number, size and inspections conducted of currently permitted non-hazardous solid waste disposal sites for the period July 1, 2025 – December 31, 2025 (6 months).

<u>ID Number/Acres</u>	<u>Site Name</u>	<u>Inspections Conducted</u>
1630100022/123	BFI/Modern	2
1630100022/38	BFI Modern Composting Facility	6
1630100005/10	Belleville/Municipal - Closed	1
1638160001/40	Bi-State – Closed	6
1630755017/84.5	Cottonwood Composting Facility	0
1630100002/70	J & R - Closed	6
1638140001/82	Laidlaw	2
1630755017/437	Marissa/Cottonwood Hills RDF	6
1630450001/208	Milam	6
1630450001/50	Milam Composting Facility	0
1630850001/1.5	Millstadt - Closed	0
<b>Total Permitted Site Inspections</b>		<b>36</b>

During the period July 1, 2025 to December 31, 2025, the following data shows the field activities for the landfill and open dumping programs:

Permitted Site Inspections/New Open Dump Inspections/Follow-up Inspections	77
Consultations	95
Complaint Investigations/Rechecks	38
<b>Total Field Inspections Conducted</b>	<b>210</b>

### **III. PROPOSED GRANT ACTIVITIES**

The geographical area to be served is St. Clair County, which encompasses 670 square miles and has an estimated 2025 population of 250,204. There are twelve (12) permitted waste management facilities in the County: eight (8) landfills and two (2) compost facilities, one (1) Animal Incinerator and one (1) Beneficial Use Determination (BUD) site. The Milam Compost facility has been moved to North Milam during SFY 2017, however, the old Milam Composting site is still used for solidification occasionally. The following outputs will be accomplished in conjunction with the herein requested solid waste enforcement grant award and will be carried out by the St. Clair County Health Department with support from other County departments as indicated.

**Output 1:** All permitted Solid Waste Management Sites operated in St. Clair County will be operated in accordance with the Illinois Environmental Protection Act and Rules and Regulations thereunder, as verified by on-site inspections conducted by personnel from the St. Clair County Health Department.

Task: Inspections of all assigned Illinois Environmental Protection Agency permitted non-hazardous landfills are ongoing and will be continued. Seventy-Three (73) unannounced and at irregular intervals inspections are projected.

Protocols for inspection reporting and coordination with Agency FOS have been established and will be continued. The St. Clair County Health Department will review and make comments on permit requests, modifications, site expansions and closure/post closure plans when deemed necessary and pertinent. Methods for record-keeping and payment procedures related to the local solid waste fees at permitted landfills will be assessed for compliance.

**Proposed Permitted Site Inspections SFY 2027:**

<u>ID Number</u>	<u>Site Name</u>	<u>Proposed # of Inspections</u>
1630100022	*BFI/Modern	4
1630100022	*BFI/Modern Composting Facility	12
1630100005	*Belleville/Municipal - Closed	2
1638160001	*Bi-State - Closed (Not Covered)	12
1630100002	*J & R - Closed (Not Covered)	12
1638140001	*Laidlaw	4
1630755017	*Marissa/Cottonwood Hills RDF	12
1630450001	*Milam	12
1630450001	*Milam Composting Facility	0
1630850001	*Millstadt - Closed	1
1630525105	*Hansen's RAS Fairview Heights Recycle Center	1
1630105368	*St. Clair County Animal Control Incinerator	1

\*Permitted Facilities

**Total Landfill Inspections Proposed SFY 2027** **73**

**Output 2:** St. Clair County Health Department personnel will verify all complaints alleging violations of Section 21(p) of the Illinois Environmental Protection Act or Rules and Regulations thereunder.

Task: In addition, it is estimated that 100 complaints will be received during the year. All will be investigated and it is estimated that 30 will be of sufficient magnitude to be considered as open dumping sites. It is also anticipated that 60 follow-up inspections will be required. Field consultations for any solid waste management activity are estimated at 100 investigations. The total number of inspections conducted by the Health Department will be approximately 363.

The estimated number of inspections to be conducted is outlined as follows:

New Open Dump Inspections	30
Follow-up Inspections	60
Field Consultations	100
Complaint investigations	100
Permitted Facility Inspections	<u>73</u>

**Total Inspections Proposed SFY 2027** **363**

Field staff will inspect well over the minimum of 100 inspections per certified staff. Protocols for inspection reporting, response times and coordination with Agency FOS have been established and will continue. Liaisons between municipalities, township supervisors and township road commissioners have been established and will continue.

**Output 3:** Long standing formal enforcement issues at area solid waste management sites will be addressed.

Task: Through the formal enforcement process the Health Department in cooperation with the State's Attorney, the Illinois EPA, the FOS, and the Illinois EPA's legal representatives, we will continue to advance toward post-closure care of the Bi-State landfill and the J & R landfill. The Health Department will investigate the sites and make appropriate recommendations for formal enforcement actions and post-closure care activities.

**Output 4:** Violations of the Illinois Environmental Protection Act or Rules and Regulations adopted thereunder, as identified by local Health Department, will be corrected by the operator as ensured through the Enforcement Management System.

Task: Local Health Department conducts inspections and gathers evidence as needed to provide the legal documentation necessary for issuance of Administrative Citations and/or formal enforcement action. The Enforcement Management System defining the relationship of the State's Attorney's Office and Agency's legal staff as set forth in the Delegation Agreement's Enforcement Management System has been established. Formal enforcement activities have been implemented utilizing this system. Follow-up inspections will be carried out by the Department's Environmental Protection staff.

Consultation with the State's Attorney assigned to the solid waste enforcement program on legal enforcement action and Agency FOS will be achieved by conducting quarterly Enforcement Decision Group Meetings. The Department will submit to the Agency FOS copies of the EDG minutes and any other relevant meeting minutes.

**Output 5:** Citizen's concerns and complaints regarding landfill operations or open/random dumping issues will be investigated and enforcement action taken on identified violations.

Task: Random dumping investigation procedures and response times have been established in conjunction with the Agency FOS and said Enforcement Management System. Local Health Department Environmental Protection staff have and will continue to receive and investigate citizen complaints on random dumping, illegal landfills and/or complaints related to permitted non-hazardous landfills.

Individual consultation and community educational services will continue to be provided to help reduce citizen apprehension and increase their awareness of known health issues related to landfills.

The Department will maintain a computerized complaint inspection log in accordance with the Agency FOS specifications. A summary of the complaint inspections will be included in the St. Clair County's annual solid waste enforcement program report.

**Output 6:** Close monitoring of all closure/post closure plans and supplemental permit modifications will be conducted.

Task: In conjunction with Agency FOS, Environmental Protection staff will supervise and oversee all new or modified methane gas collection systems, groundwater monitoring systems and leachate collection systems.

**Output 7:** Transport of materials to the landfill will be performed in a manner which protects the health, welfare and safety of citizens of the county residing on routes to the landfills and of other motorists traveling these roadways.

Task: Staff will coordinate investigation of complaints received by the Health Department with the St. Clair County Sheriff's Department relating to the transport of materials to the landfills.

**Output 8:** As part of the scope of work funded under this grant, St. Clair County will submit monthly reports to the regional FOS and quarterly reports to Illinois Environmental Protection Agency, Waste Reduction and Compliance Section. These reports will summarize work completed on outputs 1 through 7 above.

**Output 9:** The Department may meet upon request with the Agency FOS and Waste Reduction and Compliance Section staff at mid-year and the end of the year to review the Department's solid waste enforcement program.



# Illinois Environmental Protection Agency

1021 North Grand Avenue East • P.O. Box 19276 • Springfield • Illinois • 62794-9276 • (217) 782-3397

## Delegation Agreement Annual Budget Summary

### General Information

Applicant: St. Clair County Health Department State Fiscal Year: 2027  
 Address: 19 Public Square, Suite 150 Intergovernmental  
 City: Belleville State: IL Zip: 62220 Delegation Agreement: R62A27  
 Contact: Myla Blandford, Executive Director Application Date: May 13, 2026  
 Phone: (618) 233-7703

### Budget Information

#### Local Government Funding Mechanism

St. Clair County Health Department uses solid waste surcharge fees to provide the local funding for the Delegation Agreement

Requested State Award: \$235,000.00  
 Local Funding Level: \$100,378.64

### Budget Summary

Budgeted Items	State Award	Local Funding	Total
Direct Personnel Costs	\$115,574.80	\$49,367.12	\$164,941.92
Fringe Benefits	\$61,254.65	\$26,164.57	\$87,419.22
In-Kind Contributions			
Other Direct Costs	\$27,518.21	\$11,754.25	\$39,272.46
Indirect Costs	\$30,652.34	\$13,092.70	\$43,745.04
<b>Total</b>	<b>\$235,000.00</b>	<b>\$100,378.64</b>	<b>\$335,378.64</b>

Once Budget Summary is completed, you can either email to [James.M.Jennings@illinois.gov](mailto:James.M.Jennings@illinois.gov), or print and mail to:

Illinois Environmental Protection Agency  
 Attn: James Jennings, #24  
 1021 North Grand Avenue East  
 P.O. Box 19276  
 Springfield, Illinois 62794-9276

9-b-2

Financial Cost

**A. Direct Personnel**

Position Title/Name	Estimated Hours	Percent Time on Program	Hourly Rate	Totals
Executive Director/ Myla Blandford	1,950	1%	\$74.61	\$1,454.89
Accounting Manager/Janet Cronin	1,950	3%	\$36.85	\$2,155.72
Director of Environmental Programs / Kristy Mullins	1,950	50%	\$37.98	\$37,030.50
Sanitarian I / Gregory St. Clair	1,950	30%	\$26.50	\$15,502.50
Sanitarian I / Gary Gasawski	1,950	15%	\$25.75	\$7,531.88
Environmental Secretary / Leslie Arndt	1,950	50%	\$22.31	\$21,752.25
Accounting Coordinator / Melissa Atkinson	1,950	5%	\$24.00	\$2,340.00
Assistant States Attorney / Chris Allen	1,950	50%	\$55.46	\$54,073.50
States Attorney Secretary /Kelly Moore	1,950	10%	\$32.64	\$6,364.80
Environmental Programs Manager / Betty Croissant	1,950	25%	\$34.33	\$16,735.88
<input type="button" value="Add a Row"/> <input type="button" value="Delete a Row"/>				
Total:				\$164,941.92

**B. Fringe Benefits**

Type of Fringe Benefit	Rate (Percentage)	Personnel Cost	Totals
Health Insurance	30%	\$164,941.92	\$49,482.58
Pension/Retirement/IMRF/County Costs	10%	\$164,941.92	\$16,494.19
Benefit Time	13%	\$164,941.92	\$21,442.45
<input type="button" value="Add a Row"/> <input type="button" value="Delete a Row"/>			
Subtotal:			\$87,419.22

Type of Fringe Benefit	Monthly Cost	Percent Time on Grant	Number of Months	Totals
<input type="button" value="Add a Row"/> <input type="button" value="Delete a Row"/>				
Subtotal:				
Total:				\$87,419.22

**C. In-Kind Contributions**

Position Title or Name	Estimated Hours	Percent Time on Program	Hourly Rate	Totals
<input type="button" value="Add a Row"/> <input type="button" value="Delete a Row"/>				
Total:				

**D. Other Direct Costs**

**1. Travel**

Description	Cost per Unit or Mile	Quantity	Totals
Mileage (personal vehicles)	\$0.75	100	\$75.00
Lodging (conferences)	\$125.00	4	\$500.00
Per Diem	\$30.00	4	\$120.00
Fuel (County Vehicles)	\$2.40	750	\$1,800.00

Description		Cost per Unit or Mile	Quantity	Totals
			Total:	\$2,495.00

Add a Row

Delete a Row

**2. Equipment**

**Equipment - Amortized**

Type of Equipment	Cost per Unit	Quantity	Percent Time on Program	Totals
			Subtotal:	

Add a Row

Delete a Row

**Equipment - Expensed**

Type of Equipment	Cost per Unit	Quantity	Totals	
Computers	\$1,700.00	2	\$3,400.00	
Printer	\$500.00	1	\$500.00	
			Subtotal:	\$3,900.00
			Total:	\$3,900.00

Add a Row

Delete a Row

**3. Supplies**

Description	Cost per Month	Number of Months	Totals	
Miscellaneous Office (pens, paper, envelopes, folders)	\$25.00	12	\$300.00	
Toner- Printer(reports, pictures, brochures)	\$70.00	12	\$840.00	
Janitorial Supplies	\$20.00	12	\$240.00	
Adobe	\$75.42	12	\$905.04	
Work Boots	\$350.00	1	\$350.00	
			Total:	\$2,635.04

Add a Row

Delete a Row

**4. Postage**

Description	Cost per Unit	Quantity	Totals	
Mail - regular envelopes - inspections, notices)	\$0.74	100	\$74.00	
Mail (certified - inspections, notices)	\$6.00	40	\$240.00	
Mail (large envelopes - reports)	\$3.50	80	\$280.00	
Quadient postage copier lease	\$30.00	12	\$360.00	
			Total:	\$954.00

Add a Row

Delete a Row

**5. Advertising**

Description	Cost per Unit	Quantity	Totals
<input type="button" value="Add a Row"/>	<input type="button" value="Delete a Row"/>	Total:	

**6. Computer Charges**

Description	Cost per Unit	Quantity	Totals
<input type="button" value="Add a Row"/>	<input type="button" value="Delete a Row"/>	Total:	

**7. Telecommunications**

Description	Cost per Month	Quantity	Totals
Land phone usage	\$45.06	12	\$540.72
Cell Phone Usage	\$86.00	12	\$1,032.00
<input type="button" value="Add a Row"/>	<input type="button" value="Delete a Row"/>	Total:	

**8. Office Space and Utilities Costs**

Description	Cost per Year	Percent Time on Program	Number of Years	Totals
Occupancy - lease	\$11,500.00	100%	1	\$11,500.00
Maintenance - Contractual - Building	\$375.00	100%	1	\$375.00
Occupancy - Foley's	\$2,350.00	100%	1	\$2,350.00
Equipment Maintenance - contractual - Watts	\$580.86	100%	1	\$580.86
<input type="button" value="Add a Row"/>	<input type="button" value="Delete a Row"/>	Total:		

**9. Vehicle Charges**

**Vehicle Charges - Amortized**

Description	Cost per Month	Percent Time on Program	Number of Months	Totals
EP Vehicle (2024)	\$920.57	100%	12	\$11,046.84
<input type="button" value="Add a Row"/>	<input type="button" value="Delete a Row"/>	Subtotal:		

**Vehicle Charges - Expensed**

Description	Cost per Unit	Percent Time on Program	Number of Units	Totals
Vehicle Maintenance	\$1,333.00	100%	1	\$1,333.00
<input type="button" value="Add a Row"/>	<input type="button" value="Delete a Row"/>	Subtotal:		
				Total:

**10. Printing**

Description	Cost per Unit	Quantity	Totals
Inspection Reports - brochures	\$0.05	4,000	\$200.00
<input type="button" value="Add a Row"/>	<input type="button" value="Delete a Row"/>	Total:	

**11. Conference and/or Training Registration**

Description		Cost per Unit	Quantity	Totals
Solid Waste Conference		\$100.00	2	\$200.00
Total:				\$200.00

Add a Row

Delete a Row

**12. Miscellaneous Direct Costs**

Description		Cost per Unit	Quantity	Totals
Illinois Counties Solid Waste Management Membership		\$130.00	1	\$130.00
Total:				\$130.00
<b>Other Direct Costs Total:</b>				<b>\$39,272.46</b>

Add a Row

Delete a Row

**E. Indirect Costs**

Miscellaneous Shared Expenses		Rate (Percentage)	Total Direct Costs	Totals
Indirect Administration Costs		15%	\$291,633.60	\$43,745.04
Total:				\$43,745.04

Add a Row

Delete a Row

**Grand Total: \$335,378.64**



# Illinois Environmental Protection Agency

1021 North Grand Avenue East • P.O. Box 19276 • Springfield • Illinois • 62794-9276 • (217) 782-3397

## Delegation Agreement Annual Budget Summary

### General Information

Applicant: St. Clair County Health Department State Fiscal Year: 2028  
 Address: 19 Public Square, Suite 150 Intergovernmental  
 City: Belleville State: IL Zip: 62220 Delegation Agreement: R62A27  
 Contact: Myla Blandford, Executive Director Application Date: May 13, 2026  
 Phone: (618) 233-7703

### Budget Information

#### Local Government Funding Mechanism

St. Clair County Health Department uses solid waste surcharge fees to provide the local funding for the Delegation Agreement

Requested State Award: \$235,000.00  
 Local Funding Level: \$100,378.64

### Budget Summary

Budgeted Items	State Award	Local Funding	Total
Direct Personnel Costs	\$115,574.80	\$49,367.12	\$164,941.92
Fringe Benefits	\$61,254.65	\$26,164.57	\$87,419.22
In-Kind Contributions			
Other Direct Costs	\$27,518.21	\$11,754.25	\$39,272.46
Indirect Costs	\$30,652.34	\$13,092.70	\$43,745.04
<b>Total</b>	<b>\$235,000.00</b>	<b>\$100,378.64</b>	<b>\$335,378.64</b>

Once Budget Summary is completed, you can either email to [James.M.Jennings@illinois.gov](mailto:James.M.Jennings@illinois.gov), or print and mail to:

Illinois Environmental Protection Agency  
 Attn: James Jennings, #24  
 1021 North Grand Avenue East  
 P.O. Box 19276  
 Springfield, Illinois 62794-9276

Financial Cost

**A. Direct Personnel**

Position Title/Name	Estimated Hours	Percent Time on Program	Hourly Rate	Totals
Executive Director/ Myla Blandford	1,950	1%	\$74.61	\$1,454.89
Accounting Manager/Janet Cronin	1,950	3%	\$36.85	\$2,155.72
Director of Environmental Programs / Kristy Mullins	1,950	50%	\$37.98	\$37,030.50
Sanitarian I / Gregory St. Clair	1,950	30%	\$26.50	\$15,502.50
Sanitarian I / Gary Gasawski	1,950	15%	\$25.75	\$7,531.88
Environmental Secretary / Leslie Arndt	1,950	50%	\$22.31	\$21,752.25
Accounting Coordinator / Melissa Atkinson	1,950	5%	\$24.00	\$2,340.00
Assistant States Attorney / Chris Allen	1,950	50%	\$55.46	\$54,073.50
States Attorney Secretary /Kelly Moore	1,950	10%	\$32.64	\$6,364.80
Environmental Programs Manager / Betty Croissant	1,950	25%	\$34.33	\$16,735.88
<input type="button" value="Add a Row"/> <input type="button" value="Delete a Row"/>				Total:
				\$164,941.92

**B. Fringe Benefits**

Type of Fringe Benefit	Rate (Percentage)	Personnel Cost	Totals
Health Insurance	30%	\$164,941.92	\$49,482.58
Pension/Retirement/IMRF/County Costs	10%	\$164,941.92	\$16,494.19
Benefit Time	13%	\$164,941.92	\$21,442.45
<input type="button" value="Add a Row"/> <input type="button" value="Delete a Row"/>			Subtotal:
			\$87,419.22

Type of Fringe Benefit	Monthly Cost	Percent Time on Grant	Number of Months	Totals
<input type="button" value="Add a Row"/> <input type="button" value="Delete a Row"/>				Subtotal:
				Total:
				\$87,419.22

**C. In-Kind Contributions**

Position Title or Name	Estimated Hours	Percent Time on Program	Hourly Rate	Totals
<input type="button" value="Add a Row"/> <input type="button" value="Delete a Row"/>				Total:

**D. Other Direct Costs**

**1. Travel**

Description	Cost per Unit or Mile	Quantity	Totals
Mileage (personal vehicles)	\$0.75	100	\$75.00
Lodging (conferences)	\$125.00	4	\$500.00
Per Diem	\$30.00	4	\$120.00
Fuel (County Vehicles)	\$2.40	750	\$1,800.00

Description		Cost per Unit or Mile	Quantity	Totals
			Total:	\$2,495.00

**2. Equipment**

**Equipment - Amortized**

Type of Equipment	Cost per Unit	Quantity	Percent Time on Program	Totals
			Subtotal:	

**Equipment - Expensed**

Type of Equipment		Cost per Unit	Quantity	Totals
Computers		\$1,700.00	2	\$3,400.00
Printer		\$500.00	1	\$500.00
			Subtotal:	\$3,900.00
			Total:	\$3,900.00

**3. Supplies**

Description		Cost per Month	Number of Months	Totals
Miscellaneous Office (pens, paper, envelopes, folders)		\$25.00	12	\$300.00
Toner- Printer(reports, pictures, brochures)		\$70.00	12	\$840.00
Janitorial Supplies		\$20.00	12	\$240.00
Adobe		\$75.42	12	\$905.04
Work Boots		\$350.00	1	\$350.00
			Total:	\$2,635.04

**4. Postage**

Description		Cost per Unit	Quantity	Totals
Mail - regular envelopes - inspections, notices)		\$0.74	100	\$74.00
Mail (certified - inspections, notices)		\$6.00	40	\$240.00
Mail (large envelopes - reports)		\$3.50	80	\$280.00
Quadient postage copier lease		\$30.00	12	\$360.00
			Total:	\$954.00

**5. Advertising**

Description	Cost per Unit	Quantity	Totals
<input type="button" value="Add a Row"/> <input type="button" value="Delete a Row"/>	Total:		

**6. Computer Charges**

Description	Cost per Unit	Quantity	Totals
<input type="button" value="Add a Row"/> <input type="button" value="Delete a Row"/>	Total:		

**7. Telecommunications**

Description	Cost per Month	Quantity	Totals
Land phone usage	\$45.06	12	\$540.72
Cell Phone Usage	\$86.00	12	\$1,032.00
<input type="button" value="Add a Row"/> <input type="button" value="Delete a Row"/>	Total:		\$1,572.72

**8. Office Space and Utilities Costs**

Description	Cost per Year	Percent Time on Program	Number of Years	Totals
Occupancy - lease	\$11,500.00	100%	1	\$11,500.00
Maintenance - Contractual - Building	\$375.00	100%	1	\$375.00
Occupancy - Foley's	\$2,350.00	100%	1	\$2,350.00
Equipment Maintenance - contractual - Watts	\$580.86	100%	1	\$580.86
<input type="button" value="Add a Row"/> <input type="button" value="Delete a Row"/>	Total:			\$14,805.86

**9. Vehicle Charges**

**Vehicle Charges - Amortized**

Description	Cost per Month	Percent Time on Program	Number of Months	Totals
EP Vehicle (2024)	\$920.57	100%	12	\$11,046.84
<input type="button" value="Add a Row"/> <input type="button" value="Delete a Row"/>	Subtotal:			\$11,046.84

**Vehicle Charges - Expensed**

Description	Cost per Unit	Percent Time on Program	Number of Units	Totals
Vehicle Maintenance	\$1,333.00	100%	1	\$1,333.00
<input type="button" value="Add a Row"/> <input type="button" value="Delete a Row"/>	Subtotal:			\$1,333.00
Total:				\$12,379.84

**10. Printing**

Description	Cost per Unit	Quantity	Totals
Inspection Reports - brochures	\$0.05	4,000	\$200.00
<input type="button" value="Add a Row"/> <input type="button" value="Delete a Row"/>	Total:		\$200.00

**11. Conference and/or Training Registration**

Description		Cost per Unit	Quantity	Totals
Solid Waste Conference		\$100.00	2	\$200.00
<input type="button" value="Add a Row"/> <input type="button" value="Delete a Row"/>				
Total:				\$200.00

**12. Miscellaneous Direct Costs**

Description		Cost per Unit	Quantity	Totals
Illinois Counties Solid Waste Management Membership		\$130.00	1	\$130.00
<input type="button" value="Add a Row"/> <input type="button" value="Delete a Row"/>				
Total:				\$130.00
<b>Other Direct Costs Total:</b>				<b>\$39,272.46</b>

**E. Indirect Costs**

Miscellaneous Shared Expenses		Rate (Percentage)	Total Direct Costs	Totals
Indirect Administration Costs		15%	\$291,633.60	\$43,745.04
<input type="button" value="Add a Row"/> <input type="button" value="Delete a Row"/>				
Total:				\$43,745.04

**Grand Total: \$335,378.64**



# Illinois Environmental Protection Agency

1021 North Grand Avenue East • P.O. Box 19276 • Springfield • Illinois • 62794-9276 • (217) 782-3397

## Delegation Agreement Annual Budget Summary

### General Information

Applicant: St. Clair County Health Department State Fiscal Year: 2029  
 Address: 19 Public Square, Suite 150 Intergovernmental  
 City: Belleville State: IL Zip: 62220 Delegation Agreement: R62A27  
 Contact: Myla Blandford, Executive Director Application Date: May 13, 2026  
 Phone: (618) 233-7703

### Budget Information

#### Local Government Funding Mechanism

St. Clair County Health Department uses solid waste surcharge fees to provide the local funding for the Delegation Agreement

Requested State Award: \$235,000.00  
 Local Funding Level: \$100,378.64

### Budget Summary

Budgeted Items	State Award	Local Funding	Total
Direct Personnel Costs	\$115,574.80	\$49,367.12	\$164,941.92
Fringe Benefits	\$61,254.65	\$26,164.57	\$87,419.22
In-Kind Contributions			
Other Direct Costs	\$27,518.21	\$11,754.25	\$39,272.46
Indirect Costs	\$30,652.34	\$13,092.70	\$43,745.04
Total	\$235,000.00	\$100,378.64	\$335,378.64

Once Budget Summary is completed, you can either email to [James.M.Jennings@illinois.gov](mailto:James.M.Jennings@illinois.gov), or print and mail to:

Illinois Environmental Protection Agency  
 Attn: James Jennings, #24  
 1021 North Grand Avenue East  
 P.O. Box 19276  
 Springfield, Illinois 62794-9276

Financial Cost

**A. Direct Personnel**

Position Title/Name	Estimated Hours	Percent Time on Program	Hourly Rate	Totals
Executive Director/ Myla Blandford	1,950	1%	\$74.61	\$1,454.89
Accounting Manager/Janet Cronin	1,950	3%	\$36.85	\$2,155.72
Director of Environmental Programs / Kristy Mullins	1,950	50%	\$37.98	\$37,030.50
Sanitarian I / Gregory St. Clair	1,950	30%	\$26.50	\$15,502.50
Sanitarian I / Gary Gasawski	1,950	15%	\$25.75	\$7,531.88
Environmental Secretary / Leslie Arndt	1,950	50%	\$22.31	\$21,752.25
Accounting Coordinator / Melissa Atkinson	1,950	5%	\$24.00	\$2,340.00
Assistant States Attorney / Chris Allen	1,950	50%	\$55.46	\$54,073.50
States Attorney Secretary /Kelly Moore	1,950	10%	\$32.64	\$6,364.80
Environmental Programs Manager / Betty Croissant	1,950	25%	\$34.33	\$16,735.88
<input type="button" value="Add a Row"/> <input type="button" value="Delete a Row"/>			Total:	\$164,941.92

**B. Fringe Benefits**

Type of Fringe Benefit	Rate (Percentage)	Personnel Cost	Totals
Health Insurance	30%	\$164,941.92	\$49,482.58
Pension/Retirement/IMRF/County Costs	10%	\$164,941.92	\$16,494.19
Benefit Time	13%	\$164,941.92	\$21,442.45
<input type="button" value="Add a Row"/> <input type="button" value="Delete a Row"/>			Subtotal:
			\$87,419.22

Type of Fringe Benefit	Monthly Cost	Percent Time on Grant	Number of Months	Totals
<input type="button" value="Add a Row"/> <input type="button" value="Delete a Row"/>				Subtotal:
				Total:
				\$87,419.22

**C. In-Kind Contributions**

Position Title or Name	Estimated Hours	Percent Time on Program	Hourly Rate	Totals
<input type="button" value="Add a Row"/> <input type="button" value="Delete a Row"/>				Total:

**D. Other Direct Costs**

**1. Travel**

Description	Cost per Unit or Mile	Quantity	Totals
Mileage (personal vehicles)	\$0.75	100	\$75.00
Lodging (conferences)	\$125.00	4	\$500.00
Per Diem	\$30.00	4	\$120.00
Fuel (County Vehicles)	\$2.40	750	\$1,800.00

Description		Cost per Unit or Mile	Quantity	Totals
				Total: \$2,495.00

**2. Equipment**

**Equipment - Amortized**

Type of Equipment	Cost per Unit	Quantity	Percent Time on Program	Totals
				Subtotal:

**Equipment - Expensed**

Type of Equipment	Cost per Unit	Quantity	Totals
Computers	\$1,700.00	2	\$3,400.00
Printer	\$500.00	1	\$500.00
			Subtotal: \$3,900.00
			Total: \$3,900.00

**3. Supplies**

Description	Cost per Month	Number of Months	Totals
Miscellaneous Office (pens, paper, envelopes, folders)	\$25.00	12	\$300.00
Toner- Printer(reports, pictures, brochures)	\$70.00	12	\$840.00
Janitorial Supplies	\$20.00	12	\$240.00
Adobe	\$75.42	12	\$905.04
Work Boots	\$350.00	1	\$350.00
			Total: \$2,635.04

**4. Postage**

Description	Cost per Unit	Quantity	Totals
Mail - regular envelopes - inspections, notices)	\$0.74	100	\$74.00
Mail (certified - inspections, notices)	\$6.00	40	\$240.00
Mail (large envelopes - reports)	\$3.50	80	\$280.00
Quadiant postage copier lease	\$30.00	12	\$360.00
			Total: \$954.00

**5. Advertising**

Description	Cost per Unit	Quantity	Totals
<input type="button" value="Add a Row"/> <input type="button" value="Delete a Row"/>	Total:		

**6. Computer Charges**

Description	Cost per Unit	Quantity	Totals
<input type="button" value="Add a Row"/> <input type="button" value="Delete a Row"/>	Total:		

**7. Telecommunications**

Description	Cost per Month	Quantity	Totals
Land phone usage	\$45.06	12	\$540.72
Cell Phone Usage	\$86.00	12	\$1,032.00
<input type="button" value="Add a Row"/> <input type="button" value="Delete a Row"/>	Total:		\$1,572.72

**8. Office Space and Utilities Costs**

Description	Cost per Year	Percent Time on Program	Number of Years	Totals
Occupancy - lease	\$11,500.00	100%	1	\$11,500.00
Maintenance - Contractual - Building	\$375.00	100%	1	\$375.00
Occupancy - Foley's	\$2,350.00	100%	1	\$2,350.00
Equipment Maintenance - contractual - Watts	\$580.86	100%	1	\$580.86
<input type="button" value="Add a Row"/> <input type="button" value="Delete a Row"/>	Total:			\$14,805.86

**9. Vehicle Charges**

**Vehicle Charges - Amortized**

Description	Cost per Month	Percent Time on Program	Number of Months	Totals
EP Vehicle (2024)	\$920.57	100%	12	\$11,046.84
<input type="button" value="Add a Row"/> <input type="button" value="Delete a Row"/>	Subtotal:			\$11,046.84

**Vehicle Charges - Expensed**

Description	Cost per Unit	Percent Time on Program	Number of Units	Totals
Vehicle Maintenance	\$1,333.00	100%	1	\$1,333.00
<input type="button" value="Add a Row"/> <input type="button" value="Delete a Row"/>	Subtotal:			\$1,333.00
Total:				\$12,379.84

**10. Printing**

Description	Cost per Unit	Quantity	Totals
Inspection Reports - brochures	\$0.05	4,000	\$200.00
<input type="button" value="Add a Row"/> <input type="button" value="Delete a Row"/>	Total:		\$200.00

9-b-2

**11. Conference and/or Training Registration**

Description		Cost per Unit	Quantity	Totals
Solid Waste Conference		\$100.00	2	\$200.00
Total:				\$200.00

Add a Row

Delete a Row

**12. Miscellaneous Direct Costs**

Description		Cost per Unit	Quantity	Totals
Illinois Counties Solid Waste Management Membership		\$130.00	1	\$130.00
Total:				\$130.00
<b>Other Direct Costs Total:</b>				<b>\$39,272.46</b>

Add a Row

Delete a Row

**E. Indirect Costs**

Miscellaneous Shared Expenses		Rate (Percentage)	Total Direct Costs	Totals
Indirect Administration Costs		15%	\$291,633.60	\$43,745.04
Total:				\$43,745.04

Add a Row

Delete a Row

**Grand Total: \$335,378.64**



# Illinois Environmental Protection Agency

1021 North Grand Avenue East • P.O. Box 19276 • Springfield • Illinois • 62794-9276 • (217) 782-3397

## Delegation Agreement Annual Budget Summary

### General Information

Applicant: St. Clair County Health Department State Fiscal Year: 2030  
 Address: 19 Public Square, Suite 150 Intergovernmental  
 City: Belleville State: IL Zip: 62220 Delegation Agreement: R62A27  
 Contact: Myla Blandford, Executive Director Application Date: May 13, 2026  
 Phone: (618) 233-7703

### Budget Information

#### Local Government Funding Mechanism

St. Clair County Health Department uses solid waste surcharge fees to provide the local funding for the Delegation Agreement

Requested State Award: \$235,000.00  
 Local Funding Level: \$100,378.64

### Budget Summary

Budgeted Items	State Award	Local Funding	Total
Direct Personnel Costs	\$115,574.80	\$49,367.12	\$164,941.92
Fringe Benefits	\$61,254.65	\$26,164.57	\$87,419.22
In-Kind Contributions			
Other Direct Costs	\$27,518.21	\$11,754.25	\$39,272.46
Indirect Costs	\$30,652.34	\$13,092.70	\$43,745.04
<b>Total</b>	<b>\$235,000.00</b>	<b>\$100,378.64</b>	<b>\$335,378.64</b>

Once Budget Summary is completed, you can either email to [James.M.Jennings@illinois.gov](mailto:James.M.Jennings@illinois.gov), or print and mail to:

Illinois Environmental Protection Agency  
 Attn: James Jennings, #24  
 1021 North Grand Avenue East  
 P.O. Box 19276  
 Springfield, Illinois 62794-9276

Financial Cost

**A. Direct Personnel**

Position Title/Name	Estimated Hours	Percent Time on Program	Hourly Rate	Totals
Executive Director/ Myla Blandford	1,950	1%	\$74.61	\$1,454.89
Accounting Manager/Janet Cronin	1,950	3%	\$36.85	\$2,155.72
Director of Environmental Programs / Kristy Mullins	1,950	50%	\$37.98	\$37,030.50
Sanitarian I / Gregory St. Clair	1,950	30%	\$26.50	\$15,502.50
Sanitarian I / Gary Gasawski	1,950	15%	\$25.75	\$7,531.88
Environmental Secretary / Leslie Arndt	1,950	50%	\$22.31	\$21,752.25
Accounting Coordinator / Melissa Atkinson	1,950	5%	\$24.00	\$2,340.00
Assistant States Attorney / Chris Allen	1,950	50%	\$55.46	\$54,073.50
States Attorney Secretary /Kelly Moore	1,950	10%	\$32.64	\$6,364.80
Environmental Programs Manager / Betty Croissant	1,950	25%	\$34.33	\$16,735.88
<input type="button" value="Add a Row"/> <input type="button" value="Delete a Row"/>				
Total:				\$164,941.92

**B. Fringe Benefits**

Type of Fringe Benefit	Rate (Percentage)	Personnel Cost	Totals
Health Insurance	30%	\$164,941.92	\$49,482.58
Pension/Retirement/IMRF/County Costs	10%	\$164,941.92	\$16,494.19
Benefit Time	13%	\$164,941.92	\$21,442.45
<input type="button" value="Add a Row"/> <input type="button" value="Delete a Row"/>			
Subtotal:			\$87,419.22

Type of Fringe Benefit	Monthly Cost	Percent Time on Grant	Number of Months	Totals
<input type="button" value="Add a Row"/> <input type="button" value="Delete a Row"/>				
Subtotal:				
Total:				\$87,419.22

**C. In-Kind Contributions**

Position Title or Name	Estimated Hours	Percent Time on Program	Hourly Rate	Totals
<input type="button" value="Add a Row"/> <input type="button" value="Delete a Row"/>				
Total:				

**D. Other Direct Costs**

**1. Travel**

Description	Cost per Unit or Mile	Quantity	Totals
Mileage (personal vehicles)	\$0.75	100	\$75.00
Lodging (conferences)	\$125.00	4	\$500.00
Per Diem	\$30.00	4	\$120.00
Fuel (County Vehicles)	\$2.40	750	\$1,800.00

Description		Cost per Unit or Mile	Quantity	Totals
			Total:	\$2,495.00

## 2. Equipment

### Equipment - Amortized

Type of Equipment	Cost per Unit	Quantity	Percent Time on Program	Totals
			Subtotal:	

### Equipment - Expensed

Type of Equipment		Cost per Unit	Quantity	Totals
Computers		\$1,700.00	2	\$3,400.00
Printer		\$500.00	1	\$500.00
			Subtotal:	\$3,900.00
			Total:	\$3,900.00

## 3. Supplies

Description		Cost per Month	Number of Months	Totals
Miscellaneous Office (pens, paper, envelopes, folders)		\$25.00	12	\$300.00
Toner- Printer(reports, pictures, brochures)		\$70.00	12	\$840.00
Janitorial Supplies		\$20.00	12	\$240.00
Adobe		\$75.42	12	\$905.04
Work Boots		\$350.00	1	\$350.00
			Total:	\$2,635.04

## 4. Postage

Description		Cost per Unit	Quantity	Totals
Mail - regular envelopes - inspections, notices)		\$0.74	100	\$74.00
Mail (certified - inspections, notices)		\$6.00	40	\$240.00
Mail (large envelopes - reports)		\$3.50	80	\$280.00
Quadient postage copier lease		\$30.00	12	\$360.00
			Total:	\$954.00

**5. Advertising**

Description		Cost per Unit	Quantity	Totals
<input type="button" value="Add a Row"/> <input type="button" value="Delete a Row"/>				Total:

**6. Computer Charges**

Description		Cost per Unit	Quantity	Totals
<input type="button" value="Add a Row"/> <input type="button" value="Delete a Row"/>				Total:

**7. Telecommunications**

Description		Cost per Month	Quantity	Totals
Land phone usage		\$45.06	12	\$540.72
Cell Phone Usage		\$86.00	12	\$1,032.00
<input type="button" value="Add a Row"/> <input type="button" value="Delete a Row"/>				Total: \$1,572.72

**8. Office Space and Utilities Costs**

Description	Cost per Year	Percent Time on Program	Number of Years	Totals
Occupancy - lease	\$11,500.00	100%	1	\$11,500.00
Maintenance - Contractual - Building	\$375.00	100%	1	\$375.00
Occupancy - Foley's	\$2,350.00	100%	1	\$2,350.00
Equipment Maintenance - contractual - Watts	\$580.86	100%	1	\$580.86
<input type="button" value="Add a Row"/> <input type="button" value="Delete a Row"/>				Total: \$14,805.86

**9. Vehicle Charges**

**Vehicle Charges - Amortized**

Description	Cost per Month	Percent Time on Program	Number of Months	Totals
EP Vehicle (2024)	\$920.57	100%	12	\$11,046.84
<input type="button" value="Add a Row"/> <input type="button" value="Delete a Row"/>				Subtotal: \$11,046.84

**Vehicle Charges - Expensed**

Description	Cost per Unit	Percent Time on Program	Number of Units	Totals
Vehicle Maintenance	\$1,333.00	100%	1	\$1,333.00
<input type="button" value="Add a Row"/> <input type="button" value="Delete a Row"/>				Subtotal: \$1,333.00
				Total: \$12,379.84

**10. Printing**

Description		Cost per Unit	Quantity	Totals
Inspection Reports - brochures		\$0.05	4,000	\$200.00
<input type="button" value="Add a Row"/> <input type="button" value="Delete a Row"/>				Total: \$200.00

**11. Conference and/or Training Registration**

Description		Cost per Unit	Quantity	Totals
Solid Waste Conference		\$100.00	2	\$200.00
Total:				\$200.00

Add a Row

Delete a Row

**12. Miscellaneous Direct Costs**

Description		Cost per Unit	Quantity	Totals
Illinois Counties Solid Waste Management Membership		\$130.00	1	\$130.00
Total:				\$130.00
<b>Other Direct Costs Total:</b>				<b>\$39,272.46</b>

Add a Row

Delete a Row

**E. Indirect Costs**

Miscellaneous Shared Expenses		Rate (Percentage)	Total Direct Costs	Totals
Indirect Administration Costs		15%	\$291,633.60	\$43,745.04
Total:				\$43,745.04

Add a Row

Delete a Row

**Grand Total: \$335,378.64**



# Illinois Environmental Protection Agency

1021 North Grand Avenue East • P.O. Box 19276 • Springfield • Illinois • 62794-9276 • (217) 782-3397

## Delegation Agreement Annual Budget Summary

### General Information

Applicant: St. Clair County Health Department State Fiscal Year: 2031  
 Address: 19 Public Square, Suite 150 Intergovernmental  
 City: Belleville State: IL Zip: 62220 Delegation Agreement: R62A27  
 Application Date: May 13, 2026  
 Contact: Myla Blandford, Executive Director  
 Phone: (618) 233-7703

### Budget Information

#### Local Government Funding Mechanism

St. Clair County Health Department uses solid waste surcharge fees to provide the local funding for the Delegation Agreement

Requested State Award: \$235,000.00  
 Local Funding Level: \$100,378.64

### Budget Summary

Budgeted Items	State Award	Local Funding	Total
Direct Personnel Costs	\$115,574.80	\$49,367.12	\$164,941.92
Fringe Benefits	\$61,254.65	\$26,164.57	\$87,419.22
In-Kind Contributions			
Other Direct Costs	\$27,518.21	\$11,754.25	\$39,272.46
Indirect Costs	\$30,652.34	\$13,092.70	\$43,745.04
Total	\$235,000.00	\$100,378.64	\$335,378.64

Once Budget Summary is completed, you can either email to [James.M.Jennings@illinois.gov](mailto:James.M.Jennings@illinois.gov), or print and mail to:

Illinois Environmental Protection Agency  
 Attn: James Jennings, #24  
 1021 North Grand Avenue East  
 P.O. Box 19276  
 Springfield, Illinois 62794-9276

Financial Cost

**A. Direct Personnel**

Position Title/Name	Estimated Hours	Percent Time on Program	Hourly Rate	Totals
Executive Director/ Myla Blandford	1,950	1%	\$74.61	\$1,454.89
Accounting Manager/Janet Cronin	1,950	3%	\$36.85	\$2,155.72
Director of Environmental Programs / Kristy Mullins	1,950	50%	\$37.98	\$37,030.50
Sanitarian I / Gregory St. Clair	1,950	30%	\$26.50	\$15,502.50
Sanitarian I / Gary Gasawski	1,950	15%	\$25.75	\$7,531.88
Environmental Secretary / Leslie Arndt	1,950	50%	\$22.31	\$21,752.25
Accounting Coordinator / Melissa Atkinson	1,950	5%	\$24.00	\$2,340.00
Assistant States Attorney / Chris Allen	1,950	50%	\$55.46	\$54,073.50
States Attorney Secretary /Kelly Moore	1,950	10%	\$32.64	\$6,364.80
Environmental Programs Manager / Betty Croissant	1,950	25%	\$34.33	\$16,735.88
<input type="button" value="Add a Row"/> <input type="button" value="Delete a Row"/>			Total:	\$164,941.92

**B. Fringe Benefits**

Type of Fringe Benefit	Rate (Percentage)	Personnel Cost	Totals
Health Insurance	30%	\$164,941.92	\$49,482.58
Pension/Retirement/IMRF/County Costs	10%	\$164,941.92	\$16,494.19
Benefit Time	13%	\$164,941.92	\$21,442.45
<input type="button" value="Add a Row"/> <input type="button" value="Delete a Row"/>		Subtotal:	\$87,419.22

Type of Fringe Benefit	Monthly Cost	Percent Time on Grant	Number of Months	Totals
<input type="button" value="Add a Row"/> <input type="button" value="Delete a Row"/>				Subtotal:
				Total:
				\$87,419.22

**C. In-Kind Contributions**

Position Title or Name	Estimated Hours	Percent Time on Program	Hourly Rate	Totals
<input type="button" value="Add a Row"/> <input type="button" value="Delete a Row"/>				Total:

**D. Other Direct Costs**

**1. Travel**

Description	Cost per Unit or Mile	Quantity	Totals
Mileage (personal vehicles)	\$0.75	100	\$75.00
Lodging (conferences)	\$125.00	4	\$500.00
Per Diem	\$30.00	4	\$120.00
Fuel (County Vehicles)	\$2.40	750	\$1,800.00

Description		Cost per Unit or Mile	Quantity	Totals
<input type="button" value="Add a Row"/>	<input type="button" value="Delete a Row"/>			Total: \$2,495.00

## 2. Equipment

### Equipment - Amortized

Type of Equipment	Cost per Unit	Quantity	Percent Time on Program	Totals
<input type="button" value="Add a Row"/>	<input type="button" value="Delete a Row"/>			Subtotal:

### Equipment - Expensed

Type of Equipment	Cost per Unit	Quantity	Totals
Computers	\$1,700.00	2	\$3,400.00
Printer	\$500.00	1	\$500.00
<input type="button" value="Add a Row"/>	<input type="button" value="Delete a Row"/>		Subtotal: \$3,900.00
			Total: \$3,900.00

## 3. Supplies

Description	Cost per Month	Number of Months	Totals
Miscellaneous Office (pens, paper, envelopes, folders)	\$25.00	12	\$300.00
Toner- Printer(reports, pictures, brochures)	\$70.00	12	\$840.00
Janitorial Supplies	\$20.00	12	\$240.00
Adobe	\$75.42	12	\$905.04
Work Boots	\$350.00	1	\$350.00
<input type="button" value="Add a Row"/>	<input type="button" value="Delete a Row"/>		Total: \$2,635.04

## 4. Postage

Description	Cost per Unit	Quantity	Totals
Mail - regular envelopes - inspections, notices)	\$0.74	100	\$74.00
Mail (certified - inspections, notices)	\$6.00	40	\$240.00
Mail (large envelopes - reports)	\$3.50	80	\$280.00
Quadient postage copier lease	\$30.00	12	\$360.00
<input type="button" value="Add a Row"/>	<input type="button" value="Delete a Row"/>		Total: \$954.00

**5. Advertising**

Description	Cost per Unit	Quantity	Totals
<input type="button" value="Add a Row"/> <input type="button" value="Delete a Row"/>			Total:

**6. Computer Charges**

Description	Cost per Unit	Quantity	Totals
<input type="button" value="Add a Row"/> <input type="button" value="Delete a Row"/>			Total:

**7. Telecommunications**

Description	Cost per Month	Quantity	Totals
Land phone usage	\$45.06	12	\$540.72
Cell Phone Usage	\$86.00	12	\$1,032.00
<input type="button" value="Add a Row"/> <input type="button" value="Delete a Row"/>			Total: \$1,572.72

**8. Office Space and Utilities Costs**

Description	Cost per Year	Percent Time on Program	Number of Years	Totals
Occupancy - lease	\$11,500.00	100%	1	\$11,500.00
Maintenance - Contractual - Building	\$375.00	100%	1	\$375.00
Occupancy - Foley's	\$2,350.00	100%	1	\$2,350.00
Equipment Maintenance - contractual - Watts	\$580.86	100%	1	\$580.86
<input type="button" value="Add a Row"/> <input type="button" value="Delete a Row"/>			Total: \$14,805.86	

**9. Vehicle Charges**

**Vehicle Charges - Amortized**

Description	Cost per Month	Percent Time on Program	Number of Months	Totals
EP Vehicle (2024)	\$920.57	100%	12	\$11,046.84
<input type="button" value="Add a Row"/> <input type="button" value="Delete a Row"/>			Subtotal: \$11,046.84	

**Vehicle Charges - Expensed**

Description	Cost per Unit	Percent Time on Program	Number of Units	Totals
Vehicle Maintenance	\$1,333.00	100%	1	\$1,333.00
<input type="button" value="Add a Row"/> <input type="button" value="Delete a Row"/>			Subtotal: \$1,333.00	
			Total: \$12,379.84	

**10. Printing**

Description	Cost per Unit	Quantity	Totals
Inspection Reports - brochures	\$0.05	4,000	\$200.00
<input type="button" value="Add a Row"/> <input type="button" value="Delete a Row"/>			Total: \$200.00

**11. Conference and/or Training Registration**

Description	Cost per Unit	Quantity	Totals
Solid Waste Conference	\$100.00	2	\$200.00
Total:			\$200.00

Add a Row

Delete a Row

**12. Miscellaneous Direct Costs**

Description	Cost per Unit	Quantity	Totals
Illinois Counties Solid Waste Management Membership	\$130.00	1	\$130.00
Total:			\$130.00
<b>Other Direct Costs Total:</b>			<b>\$39,272.46</b>

Add a Row

Delete a Row

**E. Indirect Costs**

Miscellaneous Shared Expenses	Rate (Percentage)	Total Direct Costs	Totals
Indirect Administration Costs	15%	\$291,633.60	\$43,745.04
Total:			\$43,745.04

Add a Row

Delete a Row

**Grand Total: \$335,378.64**

## EXHIBIT D

### Unallowable Costs

- A. Unallowable Costs. Costs which are not reasonable and necessary for completion of the inspection, investigation, or enforcement work required under the Agreement (the "project") are unallowable. Such costs include, but are not limited to:
- a. Area wide planning or enforcement not directly related to the project;
  - b. Bonus payments not legally required for completion of the project;
  - c. Personal injury compensation or damages arising out of the project, whether determined by adjudication, arbitration, negotiation, or otherwise;
  - d. Fines and penalties resulting from violations of, or failure to comply with, federal, State, or local laws;
  - e. Costs outside the scope of the approved inspection, investigation, or enforcement project;
  - f. Interest on bonds or any other form of indebtedness required to finance the project costs;
  - g. Ordinary operating expenses of local government, such as salaries and expenses of a mayor or city council members;
  - h. Site acquisition (for example, sanitary landfills and sludge disposal areas);
  - i. Costs for which payment has been or will be received under another State or federal assistance program;
  - j. Costs of equipment or material procured in violation of applicable law or in violation of the terms of the Agreement;
  - k. Costs of special funds (i.e., industry advancement funds, funds to reimburse bidding costs to unsuccessful offerors, etc.) financed by contractors, contributions in the industry for methods and materials research, public and industry relations, market development, labor-management matters, wage negotiations, jurisdictional disputes, defraying of all or part of unsuccessful offerors bidding costs, or similar purposes;
  - l. Costs that are incurred prior to the commencement of the Agreement;
  - m. Costs that are incurred after the expiration of the term of the Agreement unless the term of the Agreement is extended by the Agency and the unit of local government, and the costs are approved by the Agency;
  - n. Personal and professional consultant services costs arising under a cost-plus-percentage-of-cost type of agreement (including the multiplier contract where profit is included in the multiplier);

- o. Personal and professional consultant services costs when the Agency, the Auditor General, the Executive Inspector General, the Attorney General, or their respective officers, officials, employees, authorized representatives or agents have been refused access to the books and records of the contractor or subcontractor as required under the Agreement;
- p. Increases in personal and professional consultant services contract fees which are based solely on a percentage of increased project costs notwithstanding the contractual liabilities of the unit of local government under such contract;
- q. Out-of-state-travel;
- r. Attending conferences (not including attending meetings in accordance with the Agreement such as attending EDG meetings, other meetings with IEPA, or meetings required to perform the project);
- s. Lobbying; and
- t. Indirect costs, except as approved by IEPA in writing.

B. Definitions. As used in this Exhibit C, the following words and terms shall have the meanings below:

- a. "Unit of local government" means the County, City, or Solid Waste Management Agency that has entered into an Intergovernmental Delegation Agreement with IEPA to perform inspection, investigation, and enforcement activities on behalf of IEPA as therein provided.
- b. "Agreement" means the Intergovernmental Delegation Agreement between the unit of local government and IEPA for the performance of inspection, investigation, and enforcement activities.
- c. "Indirect costs" men those costs incurred for a common or joint purpose but benefiting more than one cost objective, and not readily identifiable to the cost objectives specifically benefited.

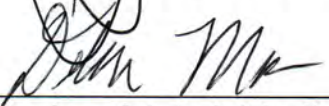
C. Disputes and Determination regarding Allowable Costs.

The unit of local government shall seek to resolve any questions relating to the allowance or allocation of costs at its earliest opportunity (if possible, prior to execution of the Agreement). Final determinations by the Agency concerning whether costs are allowable and the amount of the costs allowed shall be final.

Recommendation to Approve an Amended Intergovernmental Delegation Agreement Between the Illinois Environmental Protection Agency and St. Clair County for a Joint and Cooperative Inspection Program.

REVIEWED BY:


State's Attorney's Office

  
Director of Administration











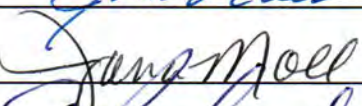


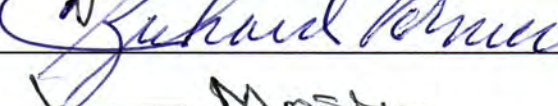



ENVIRONMENT COMMITTEE











FINANCE COMMITTEE



**St. Clair County Investments**  
**Investments by All Types**  
**Active Investments**  
**April 30, 2026**

St. Clair County

CUSIP	Investment #	Pool	Issuer	Par Value	Purchase Price	Book Value	Current Rate	Maturity Date	Call Date	Call Price
<b>Certificates of Deposit</b>										
4764A	16121	1	First Federal Savings Bank	250,000.00	100.00000000	250,000.00	3.500	09/13/2026		
4913A	16122	1	First Federal Savings Bank	279,000.00	100.00000000	279,000.00	3.500	09/14/2026		
2132.3	16257	1	First Federal Savings Bank	100,014.79	100.00000000	100,014.79	3.850	12/24/2026		
4749-2	16282	1	First Federal Savings Bank	330,036.16	100.00000000	330,036.16	3.850	01/08/2027		
4962-2	16283	1	First Federal Savings Bank	205,000.00	100.00000000	205,000.00	3.850	01/18/2027		
5720-2	16284	1	First Federal Savings Bank	115,009.45	100.00000000	115,009.45	3.850	01/26/2027		
4756-1	16320	1	First Federal Savings Bank	386,000.00	100.00000000	386,000.00	3.700	02/15/2028		
0183A	16120	1	1st National Bank of Waterloo	72,000.00	100.00000000	72,000.00	3.850	09/10/2026		
4156-2	16285	1	1st National Bank of Waterloo	10,000.00	100.00000000	10,000.00	3.800	07/20/2027		
319267NA4	16003	1	First Bank-Richmond	244,000.00	100.00000000	244,000.00	4.150	12/24/2026		
029728DDE9	16000	1	AMERICAN STATE BANK	249,000.00	100.00000000	249,000.00	4.100	12/11/2026		
033537BY6	15999	1	ANDERSON BROS BANK	249,000.00	100.00000000	249,000.00	4.150	12/11/2026		
06051XMT4	16195	1	Bank of America	245,000.00	100.00000000	245,000.00	3.500	11/05/2027		
20367GBZ1	16255	1	COMMUNITY COMMERCE BANK	249,000.00	100.00000000	249,000.00	3.600	12/30/2027		
29367QDC9	15998	1	Enterprise Bank	244,000.00	100.00000000	244,000.00	4.100	12/10/2026		
38151PEE7	16239	1	Goldman Sachs Bank	245,000.00	100.00000000	245,000.00	3.700	12/17/2027		
45332WDZ3	16286	1	INBANK	245,000.00	100.00000000	245,000.00	3.400	01/10/2028		
45906AETO	16254	1	INTERNATIONAL BANK OF CHICAGO	249,000.00	100.00000000	249,000.00	3.550	12/30/2027		
590131EK6	16196	1	Merrick Bank	249,000.00	100.00000000	249,000.00	3.600	11/10/2027		
61776NLT7	16002	1	MORGAN STAN	244,000.00	100.00000000	244,000.00	4.250	12/18/2026		
61778EHT1	16194	1	MORGAN STAN	245,680.43	100.00000000	245,680.43	3.650	11/05/2027		
740367WN3	16006	1	Preferred Bank LA Calif	249,000.00	100.00000000	249,000.00	4.150	12/30/2026		
90365GD94	16240	1	UBS BK USA	249,000.00	100.00000000	249,000.00	3.700	12/17/2027		
32082BGH6	15758	1	1st Merchants Bank	245,000.00	100.00000000	245,000.00	4.000	10/12/2027		
02589AH39	15756	1	AMERICAN EXPRES	245,000.00	100.00000000	245,000.00	4.000	04/09/2027		
16514QBY2	15755	1	CHESAPEAKE BK KILMARNOCK VA	245,000.00	100.00000000	245,000.00	4.000	04/09/2027		
22209WAS1	15759	1	COULEE BK LA CROSEE WIS CD	245,000.00	100.00000000	245,000.00	3.950	04/09/2027		
27002YHN9	15767	1	Eaglebank	245,000.00	100.00000000	245,000.00	4.050	04/17/2028		
37149CBJ5	15764	1	GENERATIONS BK ROGERS ARK CD	245,000.00	100.00000000	245,000.00	4.350	04/17/2030		
58958PCD9	15763	1	Meridian Bank	245,000.00	100.00000000	245,000.00	4.000	10/09/2026		
70322NAL7	15757	1	PATHWAY BK CAIRO NEB CD CLL	245,000.00	100.00000000	245,000.00	4.200	04/09/2027		
897926BF7	15762	1	TRUIST BANK	245,000.00	100.00000000	245,000.00	4.450	04/10/2030		
92644MAC4	15760	1	VICTORY BK LUBBOCK TEX	245,000.00	100.00000000	245,000.00	4.200	04/09/2027		
<b>Subtotal</b>				<b>7,652,740.83</b>		<b>7,652,740.83</b>				

St. Clair County Investments  
Investments by All Types  
April 30, 2026

CUSIP	Investment #	Pool	Issuer	Par Value	Purchase Price	Book Value	Current Rate	Maturity Date	Call Date	Call Price
<b>Brokered CD</b>										
34966-1	16253	1	1st Capital Bank	234,200.00	100.00000000	234,200.00	3.361	12/22/2027		
3178	15220	1	BANK OF HOUSTON	227,900.00	100.00000000	227,900.00	4.297	10/05/2026		
21805-1	16246	1	FIRST STATE BANK OF DEQUEEN	240,800.00	100.00000000	240,800.00	3.767	12/18/2026		
33686	16243	1	Bank Hepsoilim BM	241,200.00	100.00000000	241,200.00	3.550	12/18/2026		
1373	16245	1	BOM BANK	241,000.00	100.00000000	241,000.00	3.664	12/18/2026		
33306	15221	1	CIBC BK USA	227,800.00	100.00000000	227,800.00	4.321	10/05/2026		
19674	15222	1	THE CITIZENS BANK OF WESTON	227,150.00	100.00000000	227,150.00	4.600	08/26/2026		
68588-1	16244	1	CONSUMERS CREDIT UNION	240,800.00	100.00000000	240,800.00	3.769	12/18/2026		
58410	16249	1	CROSS RIVER BANK	234,200.00	100.00000000	234,200.00	3.360	12/22/2027		
34444	16001	1	Customers Bank	249,636.76	94.3438652	244,151.16	4.052	12/08/2026		
31840-1	15219	1	FINANCIAL FEDERAL SAVINGS BANK	225,350.00	100.00000000	225,350.00	4.850	10/05/2026		
14028	16158	1	FIRST GUARANTY BANK	233,600.00	100.00000000	233,600.00	3.502	10/29/2027		
4185	16005	1	FIRST PRIORITY BANK	249,886.23	94.4029609	243,799.63	4.008	12/22/2026		
58626-1	16241	1	GBANK	240,700.00	100.00000000	240,700.00	3.761	12/18/2026		
22366-1	16251	1	GBC INTERNATIONAL	234,200.00	100.00000000	234,200.00	3.361	12/22/2027		
1382696	16004	1	IPRIME PMA	573,696.15	96.2301821	570,469.98	3.950	06/24/2026		
19899	16252	1	KS STATE BANK	233,100.00	100.00000000	233,100.00	3.607	12/22/2027		
253	16250	1	Luna Savings Bank	234,000.00	100.00000000	234,000.00	3.400	12/22/2027		
34860	16238	1	NEW REPUBLIC BANK	237,300.00	100.00000000	237,300.00	3.586	06/03/2027		
57993-2025	16157	1	SERVIS FIRST BANK	240,800.00	100.00000000	240,800.00	3.769	10/16/2026		
58534-1	16247	1	SOLERA NATIONAL BANK	240,900.00	100.00000000	240,900.00	3.686	12/18/2026		
27074-1	16248	1	STATE BANK OF TEXAS	241,300.00	100.00000000	241,300.00	3.542	12/18/2026		
57703-1	16242	1	T BANK NATIONAL	240,800.00	100.00000000	240,800.00	3.723	12/18/2026		
35518	15218	1	THE FEDERAL SAVINGS BANK	226,700.00	100.00000000	226,700.00	4.448	10/05/2026		
58716	16156	1	THIRD COAST BANK	241,200.00	100.00000000	241,200.00	3.608	10/16/2026		
57825	15217	1	TRUXTON TRUST COMPANY	226,300.00	100.00000000	226,300.00	4.532	10/05/2026		
57512-2025	16155	1	WESTERN ALLIANCE	241,100.00	100.00000000	241,100.00	3.660	10/16/2026		
9450	15170	1	First Bank of Ohio	227,000.00	100.00000000	227,000.00	5.000	05/28/2026		
34294	16469	1	CFC Community Bank	117,126.35	100.00000000	117,126.35	4.100	05/01/2028		
PFMS496	15193	1	CORNERSTONE BANK, NEBRASKA,	227,000.00	100.00000000	227,000.00	5.050	06/05/2026		
31840	15195	1	FINANCIAL FEDERAL SAVINGS BANK	139,000.00	100.00000000	139,000.00	4.900	06/05/2026		
3330	15191	1	FIRST NATIONAL BANK MCGREGOR	226,000.00	100.00000000	226,000.00	5.100	06/05/2026		
57922	15190	1	Harmony Bank	227,000.00	100.00000000	227,000.00	4.980	06/05/2026		
16471	15192	1	KENDALL BANK, OVERLAND PARK, KS	227,000.00	100.00000000	227,000.00	5.000	06/05/2026		
15873	15194	1	MILLEDEGUEVILLE STATE BANK, IL	227,000.00	100.00000000	227,000.00	4.950	06/05/2026		
32026U2W5	14936	1	First Fndm Bk	240,000.00	100.00000000	240,000.00	5.050	10/29/2027		
32114VCL9	14900	1	FIRST NATL BK OF MIKALAMAZOO	240,000.00	100.00000000	240,000.00	4.500	09/15/2028		
320110YF93	14912	1	FIRST NATL BK AMER EAST LANS	240,000.00	100.00000000	240,000.00	4.500	09/28/2027		
02357PAC4	15066	1	Amerasis Bk Flushing NY	245,000.00	100.00000000	245,000.00	4.000	02/15/2029		
021519ACK1	15065	1	American Cornl Bk & Tr	245,000.00	99.74600000	244,654.28	3.900	02/09/2029		

St. Clair County Investments  
Investments by All Types

April 30, 2026

CUSIP	Investment #	Pool	Issuer	Par Value	Purchase Price	Book Value	Current Rate	Maturity Date	Call Date	Call Price
<b>Brokered CD</b>										
02589A3T3	15670	1	AMERICAN EXPRES	245,000.00	100.0000000	245,000.00	4.250	03/06/2028		
061785FL0	14913	1	BANK DEERFIELD WIS	240,000.00	100.0000000	240,000.00	4.850	09/25/2026		
062119BU5	14744	1	BANK FIVE NINE OCONOMOWIC WIS	245,000.00	100.0000000	245,000.00	4.400	05/12/2027		
09070LAX7	15667	1	BIPPUS ST BK HUNTINGTON	245,000.00	100.0000000	245,000.00	4.500	03/06/2028		
05600XQB9	14751	1	BMO Harris Bank	245,000.00	100.0000000	245,000.00	4.600	05/08/2026		
05580A3F9	14897	1	BMW Bank of N. America	240,000.00	100.0000000	240,000.00	4.700	09/15/2027		
05584CJR8*	14885	1	BNY MELLON	240,000.00	100.0000000	240,000.00	4.900	09/28/2026		
15118RH91	14904	1	Celtic Bank	240,000.00	100.0000000	240,000.00	4.850	09/21/2026		
15257CT7	15679	1	CENTRAL BK LITTLE ROCK ARK	245,000.00	100.0000000	245,000.00	4.550	03/08/2030		
12527CKD3	15685	1	CFG Community Bank	245,000.00	100.0000000	245,000.00	4.450	03/14/2029		
12547CBE4	14749	1	CIBC BK USA	245,000.00	100.0000000	245,000.00	4.450	05/14/2027		
501798UY6	14881	1	LCA BK CORP PK CITY UTAH	240,000.00	100.0000000	240,000.00	4.750	03/18/2027		
30246AGG5	14892	1	F&M CLARKSVILLE TENN	240,000.00	100.0000000	240,000.00	4.850	09/29/2027		
20056QVK6	14932	1	Commerce Bank	240,000.00	100.0000000	240,000.00	5.000	10/29/2027		
202291AM2	14898	1	COMMERCIAL SVGS BK CARROLL	240,000.00	100.0000000	240,000.00	4.850	09/22/2026		
23204HPE2	14931	1	Customers Bank	240,000.00	100.0000000	240,000.00	4.950	10/27/2028		
2546734U7	14750	1	Discover Bank	245,000.00	100.0000000	245,000.00	4.450	05/10/2027		
33647BAG0	15671	1	FIRST SOUTHWEST BK ALAMOSA	245,000.00	100.0000000	245,000.00	4.550	03/08/2030		
38150VR35	15674	1	Goldman Sachs Bank	245,000.00	100.0000000	245,000.00	4.250	03/13/2028		
41939HCV2*	14894	1	HAVEN SVGS BK HOBOKEN NJ	240,000.00	100.0000000	240,000.00	5.000	10/06/2026		
42237HAH2	14018	1	Hearst Bank	245,000.00	100.0000000	245,000.00	4.850	10/29/2026		
428548CF6	15668	1	HIAWATHA NATL	245,000.00	100.0000000	245,000.00	4.600	03/04/2030		
XXXXXX8AN8	14022	1	IDABEL NATIONAL BANK	245,000.00	100.0000000	245,000.00	0.850	10/26/2026		
XXXXXX0PAZ8	14035	1	INSTITUTION FOR SAVINGS	245,000.00	100.0000000	245,000.00	1.000	10/28/2026		
XXXXXXWBX2	14026	1	JP Morgan Chase	245,000.00	100.0000000	245,000.00	1.050	10/29/2026		
85508VAM1*	14890	1	STAR BK MAPLE LAKE MINN	240,000.00	100.0000000	240,000.00	4.700	09/29/2027		
56035JBB4	14934	1	Mainstreet Community Bank	240,000.00	100.0000000	240,000.00	5.000	11/01/2027		
XXXXXXABH8	14016	1	MALAGA BANK	245,000.00	100.0000000	245,000.00	0.800	10/28/2026		
XXXXXXDLWA	14023	1	Medallion Bank	245,000.00	100.0000000	245,000.00	1.000	10/28/2026		
60425SKC2	14746	1	Minwest Bank	245,000.00	100.0000000	245,000.00	4.400	11/09/2026		
61768E1D5	14748	1	MORGAN STANLEY	245,000.00	100.0000000	245,000.00	4.600	05/10/2027		
6190U5T3	14747	1	MORGAN STAN	245,000.00	100.0000000	245,000.00	4.600	05/10/2027		
677721DF6	14937	1	OHIO VALLEY BK	240,000.00	100.0000000	240,000.00	5.100	11/03/2026		
682325JFJ9	15666	1	ONE COMMTY BK ORE WIS	245,000.00	100.0000000	245,000.00	4.200	02/28/2030		
06424QDT1*	14887	1	BANK OF MO PERRYVILLE	240,000.00	100.0000000	240,000.00	4.800	09/28/2027		
73317ACL4	14896	1	POPULAR BK NEW YORK BRH	240,000.00	100.0000000	240,000.00	4.950	09/17/2026		
758876AV8	15665	1	REGENT BK TULSA OKLA	245,000.00	100.0000000	245,000.00	4.600	02/22/2030		
84223QAU1*	14893	1	SOUTHERN BANKCORP BK ARK	240,000.00	100.0000000	240,000.00	4.900	10/05/2026		
843879G78	15677	1	SOUTHERN STS BK ANNISTON AL	245,000.00	100.0000000	245,000.00	4.150	03/22/2027		
XXXXXXXX3UB7	14008	1	State Bank of India	245,000.00	100.0000000	245,000.00	1.100	10/19/2026		

St. Clair County Investments  
Investments by All Types  
April 30, 2026

CUSIP	Investment #	Pool	Issuer	Par Value	Purchase Price	Book Value	Current Rate	Maturity Date	Call Date	Call Price
<b>Brokered CD</b>										
8562853E9	14895	1	State Bank of India	240,000.00	100.00000000	240,000.00	4.900	09/15/2026		
XXXXMLY5	14025	1	Toyota Financial Savings	245,000.00	100.00000000	245,000.00	1.050	10/28/2026		
89946HEA7	15675	1	TRUXTON TR CO NASHVILLE TENN	245,000.00	100.00000000	245,000.00	4.050	03/14/2030		
XXXXXXXXU99	14009	1	UBS BK USA	245,000.00	100.00000000	245,000.00	1.000	10/20/2026		
909242BZ1	15672	1	UNITED REP BK OMAHA NEB	245,000.00	100.00000000	245,000.00	4.050	03/19/2027		
91527/PBX4	14745	1	UNIVEST NATL BK TR SOUDERTON	245,000.00	100.00000000	245,000.00	4.450	05/12/2027		
949764HD9	14933	1	Wells Fargo Bank	240,000.00	100.00000000	240,000.00	5.050	1/10/2027		
			<b>Subtotal</b>	<b>20,978,045.49</b>		<b>20,962,601.40</b>				

**Federal Agency Coupon Securities**

31424WK50	16028	1	FED AGRICULT	45,000.00	99.79500000	44,912.41	5.920	07/16/2040		
31424WK50	16053	1	FED AGRICULT	225,000.00	99.87000000	224,722.01	5.920	07/16/2040		
3133E1YE1	16150	1	Federal Farm Credit Bank	95,000.00	99.75000000	94,771.84	5.440	09/17/2040		
3133E1YE1	16255	1	Federal Farm Credit Bank	40,000.00	99.72000000	39,899.93	5.340	01/22/2041		
3133E1YE1	16380	1	Federal Farm Credit Bank	175,000.00	99.92000000	174,861.53	5.240	02/13/2040		05/13/2026
3133E1YE1	16388	1	Federal Farm Credit Bank	50,000.00	99.82000000	49,910.82	5.340	01/22/2041		
3133E1YE1	16392	1	Federal Farm Credit Bank	56,000.00	99.77000000	55,872.25	5.375	12/03/2040		06/03/2026
31308BHL9	16175	1	Federal Home Loan Bank	100,000.00	100.00000000	100,000.00	5.500	11/26/2041		05/26/2026
31308BHL9	16262	1	Federal Home Loan Bank	30,000.00	99.82000000	29,976.53	5.450	09/17/2038		09/17/2026
31308BHL9	16256	1	Federal Home Loan Bank	25,000.00	99.97100000	24,992.88	5.390	11/26/2040		
3130ASJP5	16291	1	Federal Home Loan Bank	105,000.00	99.92000000	104,917.66	5.200	06/30/2037		
31424WK50	16040	1	FED AGRICULT	25,000.00	99.79500000	24,951.34	5.920	07/16/2040		
31424WK50	16064	1	FED AGRICULT	225,000.00	99.87000000	224,722.01	5.920	07/16/2040		
3133E1YE1	16116	1	Federal Farm Credit Bank	60,000.00	99.75000000	59,855.90	5.440	09/17/2040		05/13/2026
3133E1YE1	16310	1	Federal Farm Credit Bank	25,000.00	99.91000000	24,977.79	5.240	02/13/2040		05/13/2026
3133E1YE1	16311	1	Federal Farm Credit Bank	100,000.00	99.92000000	99,921.07	5.240	02/13/2040		05/13/2026
31308BHL9	15541	1	Federal Home Loan Bank	200,000.00	100.00000000	200,000.00	5.000	12/30/2033		12/30/2027
31308BHL9	16190	1	Federal Home Loan Bank	100,000.00	100.00000000	100,000.00	5.500	11/26/2041		05/26/2026
3133ERE83	15185	1	Federal Farm Credit Bank	12,000,000.00	100.28505000	12,017,902.21	4.500	05/09/2028		
3133ERE83	16007	1	Federal Farm Credit Bank	3,500,000.00	100.00000000	3,500,000.00	4.640	06/10/2030		
XXXXXXNLT8	13978	1	Federal Home Loan Bank	2,600,000.00	100.00000000	2,600,000.00	0.900	08/26/2026		
3134HBLR0	15766	1	Federal Home Loan Mige	3,165,000.00	99.6251896	3,155,517.71	4.000	04/29/2030		04/29/2027
3134HCPX1	16279	1	Federal Home Loan Mige	1,170,000.00	99.7255128	1,166,952.64	3.800	01/29/2031		10/21/2026
3134HCPX1	16280	1	Federal Home Loan Mige Corp	1,170,000.00	100.00000000	1,170,000.00	4.125	01/21/2031		10/21/2026
3134HCPX1	16280	1	Federal Home Loan Mige Corp	1,170,000.00	100.00000000	1,170,000.00	4.125	01/21/2031		10/21/2026
3134HCPX1	16280	1	Federal Home Loan Mige Corp	1,170,000.00	100.00000000	1,170,000.00	4.125	01/21/2031		10/21/2026
3134HCQK8	16435	1	Federal Home Loan Mige Corp	7,900,000.00	99.50000000	7,861,263.73	4.060	02/20/2031		11/20/2026
3134HCVM8	15296	1	Federal National Mfg Assn	6,750,000.00	99.80000889	6,740,898.70	4.000	09/11/2029		06/11/2026
3135GAUXT7	16048	1	Federal National Mfg Assn	1,300,000.00	99.8504615	1,298,364.88	4.250	07/15/2030		07/15/2026
3136GAPR4	16073	1	Federal National Mfg Assn	1,800,000.00	99.8003333	1,796,895.18	4.000	08/26/2030		05/26/2026
3136GASX8	16119	1	Federal National Mfg Assn	1,500,000.00	100.00000000	1,500,000.00	3.750	09/18/2030		09/18/2026

Portfolio CINV

AP

AT (PRF DT) 7.3.11  
Report Ver. 7.3.11

St. Clair County Investments  
Investments by All Types  
April 30, 2026

CUSIP	Investment #	Pool	Issuer	Par Value	Purchase Price	Book Value	Current Rate	Maturity Date	Call Date	Call Price
<b>Federal Agency Coupon Securities</b>										
3136GCCJ2	16233	1	Federal National Mtg Assn	3,350,000.00	100.00000000	3,350,000.00	4.000	12/24/2030	06/24/2026	100.00000000
3134HBK48	15765	1	FREDDIE MAC	1,000,000.00	99.3750000	995,048.61	4.000	04/17/2030		
3134HB7C9	16197	1	FREDDIE MAC	8,600,000.00	99.8450898	8,587,882.56	4.000	11/18/2030	05/18/2026	100.00000000
			<b>Subtotal</b>	<b>57,586,000.00</b>		<b>57,520,002.19</b>				

<b>Treasury Coupon Securities</b>										
91282CNP2	16078	1	Commerce Bank	250,000.00	100.2695320	250,428.54	3.875	07/31/2027		
91282CPL9	16237	1	Commerce Bank	250,000.00	99.6875000	249,360.39	3.375	11/30/2027		
91282CGH8	16317	1	Commerce Bank	250,000.00	99.8710920	249,716.30	3.500	01/31/2028		
91282CLB5	15258	1	US TREASURY	250,000.00	100.6640000	250,210.39	4.375	07/31/2026		
91282CLY5	15498	1	US TREASURY	250,000.00	99.9495000	249,961.96	4.250	11/30/2026		
91282CMH1	15640	1	US TREASURY	250,000.00	99.6992200	249,708.75	4.125	01/31/2027		
91282CMY4	15980	1	US TREASURY	250,000.00	99.5507800	249,429.06	3.750	04/30/2027		
91282CPZ8	16457	1	Commerce Bank	56,000.00	97.6250000	54,670.37	4.125	02/15/2036		
912810UP1	16389	1	US TREASURY	31,000.00	96.3645806	29,878.22	4.625	11/15/2055		
3133EWDK3	16309	1	Federal Farm Credit Bank	75,000.00	99.8450000	74,885.44	5.150	02/17/2039	08/17/2026	100.0000000
912810TT5	14923	1	U.S. Treasury	10,000.00	86.3789000	8,742.56	4.125	08/15/2053		
912810TT5	14924	1	U.S. Treasury	10,000.00	86.2539000	8,742.12	4.125	08/15/2053		
912810TT5	14925	1	U.S. Treasury	10,000.00	86.0710000	8,725.26	4.125	08/15/2053		
912810TT5	14926	1	U.S. Treasury	10,000.00	85.1960000	8,645.19	4.125	08/15/2053		
912810TT5	14927	1	U.S. Treasury	10,000.00	84.9617000	8,623.74	4.125	08/15/2053		
912810TT5	15093	1	U.S. Treasury	5,000.00	94.4504000	4,743.16	4.125	08/15/2053		
912810TT5	15132	1	U.S. Treasury	5,000.00	91.1560000	4,588.70	4.125	08/15/2053		
912810TT5	15155	1	U.S. Treasury	5,000.00	90.6078000	4,561.25	4.125	08/15/2053		
912810TT5	15353	1	U.S. Treasury	2,000.00	91.6810000	1,842.00	4.125	08/15/2053		
912810TT5	15355	1	U.S. Treasury	3,000.00	91.7166667	2,763.93	4.125	08/15/2053		
912810UE6	15443	1	U.S. Treasury	29,000.00	96.4870000	28,027.59	4.500	11/15/2054		
912810UE6	15463	1	U.S. Treasury	25,000.00	96.5468800	24,175.78	4.500	11/15/2054		
912810UE6	15520	1	U.S. Treasury	25,000.00	95.1406400	23,839.80	4.500	11/15/2054		
912810UE6	15663	1	U.S. Treasury	5,000.00	97.4754000	4,878.46	4.500	11/15/2054		
912810UG1	15777	1	U.S. Treasury	2,000.00	100.5680000	2,010.96	4.625	02/15/2055		
912810UG1	15811	1	U.S. Treasury	50,000.00	97.0078200	48,556.88	4.625	02/15/2055		
912810UG1	15812	1	U.S. Treasury	50,000.00	95.9589800	48,051.02	4.625	02/15/2055		
912810UG1	15916	1	U.S. Treasury	5,000.00	96.5933000	4,835.69	4.625	02/15/2055		
912810UG1	15923	1	U.S. Treasury	10,000.00	95.5897500	9,574.12	4.625	02/15/2055		
912810UG1	15924	1	U.S. Treasury	8,000.00	95.4840000	7,651.13	4.625	02/15/2055		
912810UG1	16037	1	U.S. Treasury	14,000.00	93.5625000	13,122.77	4.625	02/15/2055		
912810UG1	16178	1	U.S. Treasury	10,000.00	98.8835000	9,890.21	4.625	02/15/2055		
912810UG1	16181	1	U.S. Treasury	4,000.00	98.1430000	3,926.94	4.625	02/15/2055		

St. Clair County Investments  
Investments by All Types  
April 30, 2026

CUSIP	Investment #	Pool	Issuer	Par Value	Purchase Price	Book Value	Current Rate	Maturity Date	Call Date	Call Price
<b>Treasury Coupon Securities</b>										
9128CE9H-G	14327	1	US TREASURY	25,000.00	102.6710000	25,305.95	3.250	06/30/2029		
IG91282CEV9	14388	1	US TREASURY	50,000.00	94.0254000	48,587.60	3.250	06/30/2029		
IG-91282CEV9A	14406	1	US TREASURY	25,000.00	93.7337200	24,259.31	3.250	06/30/2029		
IG-91282CEV9B	14407	1	US TREASURY	25,000.00	93.3590000	24,214.71	3.250	06/30/2029		
IG91282CFB2A	14432	1	US TREASURY	50,000.00	93.4910000	49,150.92	2.750	07/31/2027		
IG-91282CEV9	14434	1	US TREASURY	50,000.00	94.4210000	48,681.66	3.250	06/30/2029		
9128CDY4	14714	1	US TREASURY	20,000.00	87.7715000	18,390.33	1.875	02/15/2032		
91282CDY4-GC	14762	1	US TREASURY	5,000.00	86.9835000	4,568.84	1.875	02/15/2032		
91282CDY4	14764	1	US TREASURY	25,000.00	86.6710000	22,621.57	1.875	02/15/2032		
91282CDY4	14776	1	US TREASURY	8,000.00	85.8563750	7,245.67	1.875	02/15/2032		
91282CDY4	14777	1	US TREASURY	5,000.00	85.7398000	4,522.40	1.875	02/15/2032		
91282CDY4	14778	1	US TREASURY	12,000.00	85.6510000	10,844.07	1.875	02/15/2032		
91282CHC8	14822	1	US TREASURY	8,000.00	94.6443000	7,691.78	3.375	05/15/2033		
91282CHC8	14825	1	US TREASURY	10,000.00	94.2906500	9,589.18	3.375	05/15/2033		
91282CHC8	14861	1	US TREASURY	10,000.00	91.4851000	9,378.60	3.375	05/15/2033		
91282CHC8	14862	1	US TREASURY	90,000.00	91.2280000	84,232.02	3.375	05/15/2033		
91282CHC8	14921	1	US TREASURY	20,000.00	89.7969000	18,505.72	3.375	05/15/2033		
91282CHC8	15059	1	US TREASURY	12,000.00	94.4843900	11,500.24	3.375	05/15/2033		
91282CMA6	15439	1	US TREASURY	50,000.00	98.8125000	49,569.65	4.125	11/30/2029		
91282CLZ2	15440	1	US TREASURY	50,000.00	97.7497200	49,095.36	4.125	11/30/2031		
91282CLW9	15442	1	US TREASURY	40,000.00	97.5859400	39,167.06	4.250	11/15/2034		
91282CLW9	15462	1	US TREASURY	25,000.00	97.9062400	24,548.11	4.250	11/15/2034		
91282CMA6	15517	1	US TREASURY	25,000.00	98.5240800	24,731.67	4.125	11/30/2029		
91282CLZ2	15518	1	US TREASURY	25,000.00	97.5153600	24,499.39	4.125	11/30/2031		
91282CLW9	15519	1	US TREASURY	25,000.00	97.1250000	24,378.98	4.250	11/15/2034		
91281OUE6	15576	1	US TREASURY	1,000.00	93.2890000	935.80	4.500	11/15/2054		
91281OUE6	15577	1	US TREASURY	15,000.00	92.3906000	13,908.13	4.500	11/15/2054		
91282CDY4	15801	1	US TREASURY	75,000.00	85.8864533	66,047.88	1.875	02/15/2032		
91282CDY4	15802	1	US TREASURY	25,000.00	85.9489600	22,029.18	1.875	02/15/2032		
91282CHC8	15804	1	US TREASURY	75,000.00	93.3490000	70,662.90	3.375	05/15/2033		
91282CMA6	15805	1	US TREASURY	100,000.00	100.5070000	100,391.54	4.125	11/30/2029		
91282CLZ2	15806	1	US TREASURY	75,000.00	99.3747333	74,605.70	4.125	11/30/2034		
91282CLW9	15810	1	US TREASURY	75,000.00	98.5000000	73,998.86	4.250	11/15/2034		
91282CLW9	15922	1	US TREASURY	10,000.00	98.8125000	9,893.96	4.250	11/15/2034		
91282CDY4	15931	1	US TREASURY	8,000.00	86.2850000	7,066.85	1.875	02/15/2032		
91282CLZ2	15965	1	US TREASURY	20,000.00	99.2958000	19,879.94	4.125	11/30/2031		
91282CDY4	15969	1	US TREASURY	17,000.00	85.6870000	14,910.21	1.875	02/15/2032		
91282CLZ2	15970	1	US TREASURY	10,000.00	98.7730000	9,895.01	4.125	11/30/2031		
91282CLW9	15972	1	US TREASURY	9,000.00	98.0700000	8,843.59	4.250	11/15/2034		
91282CLW9	15973	1	US TREASURY	16,000.00	97.4785000	15,636.62	4.250	11/15/2034		

St. Clair County Investments  
Investments by All Types  
April 30, 2026

CUSIP	Investment #	Pool	Issuer	Par Value	Purchase Price	Book Value	Current Rate	Maturity Date	Call Date	Call Price
<b>Treasury Coupon Securities</b>										
912810UP1	16221	1	US TREASURY	10,000.00	98.2148000	9,823.93	4.625	11/15/2055		
912810UC9	16224	1	US TREASURY	5,000.00	98.6798000	4,935.34	4.625	11/15/2045		
912810UC9	16226	1	US TREASURY	1,000.00	98.5230000	985.52	4.625	11/15/2045		
912810UC9	16273	1	US TREASURY	25,000.00	97.9140800	24,485.80	4.625	11/15/2045		
912810UC9	16277	1	US TREASURY	23,000.00	97.0156522	22,323.08	4.625	11/15/2045		
912810UC9	16414	1	US TREASURY	25,000.00	98.2031200	24,554.03	4.625	11/15/2045		
			<b>Subtotal</b>	<b>3,529,000.00</b>		<b>3,459,874.34</b>				

<b>CORPORATE NOTE</b>										
002824BR0	16463	1	ABBOTT LABORATORIES	100,000.00	98.7730000	98,775.38	3.700	03/09/2029		
00724PAF6	16464	1	ADOBE INC	100,000.00	101.6000000	101,596.97	4.800	04/04/2029		
009158BH8	16465	1	AIR PRODUCTS & CHEMICALS	100,000.00	101.0230000	101,020.95	4.600	02/08/2029	01/08/2029	100,000,000
023135DC7	16466	1	AMAZON.COM	100,000.00	99.4360000	99,437.09	4.000	03/13/2029	02/13/2029	100,000,000
025816CS6	16074	1	American Express Centurion Ban	100,000.00	97.6680000	98,740.47	2.550	03/04/2027	02/01/2027	100,000,000
025816ED7	16468	1	American Express Centurion Ban	100,000.00	100.6880000	100,686.72	4.731	04/25/2029	04/25/2028	100,000,000
035240AQ3	16313	1	ANHEUSER-BUSCH CO/INBEV	100,000.00	102.0010000	101,836.43	4.750	01/23/2029		
06051GHD4	16425	1	Bank of America	100,000.00	98.1760000	98,231.89	3.419	12/20/2028		
06368LCS3	15121	1	Bank of Montreal	100,000.00	99.7400000	99,940.35	5.266	12/11/2026		
06368LGV2	16152	1	Bank of Montreal	100,000.00	102.6100000	101,962.17	5.203	02/01/2028	01/01/2028	100,000,000
05565ECW3	15686	1	BMW US CAPITAL LLC	50,000.00	100.3810000	50,120.28	4.750	03/21/2028		
10373QAE0	16234	1	BP CAP MARKETS AMERICA	100,000.00	100.5640000	100,494.59	4.234	11/06/2028	08/06/2028	100,000,000
14913UAS9	15494	1	CATERPILLAR FINANCIAL SE	50,000.00	100.0870000	50,023.13	4.600	11/15/2027		
209111FM0	16153	1	CONSOLIDATED EDISON CO NEW	100,000.00	98.4130000	98,846.20	3.125	11/15/2027		
278265AE3	15495	1	EATON VANCE CORP	50,000.00	97.3090000	49,452.32	3.500	04/06/2027		
29379VCE1	15122	1	Enterprise Products Operating	100,000.00	98.4440000	99,599.38	4.600	01/11/2027		
26875PAX9	16235	1	EOG RESOURCES INCORPORATED	100,000.00	101.0400000	100,856.59	4.400	07/15/2028	06/15/2028	100,000,000
30231GBD3	13916	1	EXXON MOBILE	100,000.00	105.1770000	100,283.56	2.275	08/16/2026		
438516CE4	16075	1	HONEYWELL	100,000.00	95.5410000	97,602.69	1.100	03/01/2027	02/01/2027	100,000,000
46625HRV4	13919	1	JP Morgan Chase	100,000.00	107.3800000	100,561.36	2.950	10/01/2026		
46647PAM8	16314	1	JP Morgan Chase	100,000.00	99.0340000	99,113.45	3.540	01/23/2029		
57636QAC9B	13920	1	MASTERCARD	100,000.00	108.4400000	100,834.82	2.950	11/21/2026		
58507LBB4	15977	1	MEDTRONIC GLOBAL HOLDINGS	100,000.00	99.8480000	99,898.91	4.250	03/30/2028		
59523UAT4	15294	1	MID AMERICA APARTMENTS	100,000.00	93.9750000	98,886.41	1.100	09/15/2026		
606822AV6	15978	1	ISHI UFI FINANCIAL	100,000.00	98.4260000	98,967.84	3.961	03/02/2028		
61744YAK4	16426	1	MORGAN STAN	100,000.00	98.7820000	98,825.97	3.591	07/22/2028	07/22/2027	100,000,000
665659AW4	15496	1	Northern Bank Trust	50,000.00	98.6490000	49,709.15	4.000	05/10/2027		
67021CAM9	15497	1	NSTAR ELECTRIC CO.	50,000.00	96.6260000	49,268.05	3.200	03/15/2027		
70450YAS2	15979	1	PAYPAL HOLDINGS INC	100,000.00	100.2190000	100,143.91	4.450	03/06/2028		
716973AC6	16316	1	PFIZER INC	100,000.00	101.2050000	101,076.62	4.450	05/19/2028	04/19/2028	100,000,000

St. Clair County Investments  
Investments by All Types  
April 30, 2026

CUSIP	Investment #	Pool	Issuer	Par Value	Purchase Price	Book Value	Current Rate	Maturity Date	Call Date	Call Price
<b>CORPORATE NOTE</b>										
693475AX3	13922	1	PNC BANK	100,000.00	106.60000000	100,285.74	2.600	07/23/2026		
743315AY9	16076	1	PROGRESSIVE CORPORATION	100,000.00	97.56300000	98,662.21	2.500	03/15/2027		
74340XBH3	16427	1	PROLOGIS LP	100,000.00	98.91000000	98,946.99	3.875	09/15/2028		
74448CP4	16428	1	PUBLIC SERVICE COLORADO	100,000.00	98.71200000	98,774.93	3.700	12/15/2027		
756109BY9	15102	1	Realty Income Co	100,000.00	97.96800000	99,699.79	4.450	09/15/2026		
78016FZW7	16154	1	ROYAL BANK OF CANADA	100,000.00	102.16000000	101,611.43	4.900	01/12/2028		
828807DP9	15994	1	SIMON PROPERTY GROUP INC	100,000.00	95.78300000	98,066.57	1.375	01/15/2027		
61744VAP3	16315	1	Morgan Stanley Smith Barney	200,000.00	99.42800000	198,950.00	3.772	01/24/2029	01/24/2028	100,000,000.00
833034AK7	16077	1	SNAP-ON INC	100,000.00	98.68300000	99,297.31	3.250	03/01/2027		
857477CD3	15257	1	STATE STREET CORP	100,000.00	101.25700000	100,162.65	5.272	08/03/2026	07/04/2026	100,000,000.00
89115A2S0	15213	1	TORONTO DOMINION BANK	100,000.00	100.33000000	100,034.12	5.532	07/17/2026		
89115KAD2	15995	1	TH TORONTO-DOMI	100,000.00	100.77900000	100,557.17	4.574	06/02/2028		
89115KAD2	16236	1	TH TORONTO-DOMI	100,000.00	101.20500000	101,030.70	4.574	06/02/2028		
91324PDE9	15689	1	UNITED HEALTH GROUP	50,000.00	96.65500000	49,048.44	2.950	10/15/2027		
91324PDK5	15997	1	UNITED HEALTH GROUP INC	150,000.00	99.06500000	148,992.94	3.850	06/15/2028		
91159HHN3	15100	1	U.S. Bancorp Investments Inc.	100,000.00	94.03100000	99,433.85	2.375	07/22/2026		
91159HHR4	15996	1	U.S. Bancorp Investments Inc.	100,000.00	98.31000000	99,082.87	3.150	04/27/2027		
976656CV8	16429	1	WISCONSIN ELECTRIC POWER CO	100,000.00	98.79400000	98,828.46	3.950	03/01/2029		
90131HBC8	15366	1	21ST CENTURY FO	10,000.00	108.53500000	10,552.93	7.625	11/30/2028		
00507VAK5	14944	1	Activision Blizzard	25,000.00	94.10000000	24,803.33	3.400	09/15/2026		
008252AR9	16089	1	AFFILIATED MANAGE	4,000.00	103.32700000	4,123.84	5.500	08/20/2034		
008252AR9	16092	1	AFFILIATED MANAGE	5,000.00	102.47900000	5,115.63	5.500	08/20/2034		
008252AR9	16207	1	AFFILIATED MANAGE	25,000.00	101.87800000	25,448.35	5.500	08/20/2034		
02209SBV4	16093	1	ALTRIA GROUP, INC	9,000.00	100.88100000	9,074.49	5.250	08/06/2035	05/06/2035	100,000,000.00
02665WFD8	16399	1	AMERICAN HONDA FI	500,000.00	100.44900000	502,047.49	4.900	03/12/2027		
03740MAA8	16401	1	AON NORTH AMER	500,000.00	100.62500000	502,840.91	5.125	03/01/2027		
04686JAA9	15555	1	ATHENE HOLDING	50,000.00	97.29600000	49,232.99	4.125	01/12/2028		
04686JAA9	15703	1	ATHENE HOLDING	47,000.00	97.48800000	46,346.60	4.125	01/12/2028		
04686JAA9	15704	1	ATHENE HOLDING	92,000.00	97.48800000	90,570.80	4.125	01/12/2028		
04686JACS	16288	1	ATHENE HOLDING	20,000.00	94.65900000	18,989.88	3.500	01/15/2031	10/15/2030	100,000,000.00
04686JACS	16289	1	ATHENE HOLDING	25,000.00	94.65100000	23,727.36	3.500	01/15/2031	10/15/2030	100,000,000.00
05464HAC4	15375	1	AXIS SPECIALTY FIN	10,000.00	97.28560000	9,852.62	4.000	12/06/2027		
05464HAC4	15556	1	AXIS SPECIALTY FIN	100,000.00	96.83230000	98,250.31	4.000	12/06/2027		
06051GGC7	15319	1	Bank of America	10,000.00	98.37700000	9,917.24	4.183	11/25/2027		
06051GGC7	15345	1	Bank of America	12,000.00	98.22300000	11,890.77	4.183	11/25/2027		
06051GGC7	15350	1	Bank of America	5,000.00	98.28700000	4,955.68	4.183	11/25/2027		
06055JQS1	16379	1	Bank of America	175,000.00	100.00000000	175,000.00	4.250	12/03/2029	03/02/2027	100,000,000.00
06747QLJ2	16214	1	Barclays Bank	9,000.00	97.6868889	8,890.31	1.000	09/28/2026		
05556AHR8	16082	1	BBVA GLOBAL SECU	5,000.00	99.85000000	4,993.00	5.400	07/31/2035		
05556TJG5	16086	1	BBVA GLOBAL SECU	36,000.00	99.70000000	35,898.90	5.200	08/20/2035		

St. Clair County Investments  
Investments by All Types  
April 30, 2026

CUSIP	Investment #	Pool	Issuer	Par Value	Purchase Price	Book Value	Current Rate	Maturity Date	Call Date	Call Price
<b>CORPORATE NOTE</b>										
08661UAA4	16172	1	BETH ISRAEL DEACONESS MED CTR	25,000.00	94.6202800	23,880.42	2.220	07/01/2028		
06368ECG5	15602	1	Bank of Montreal	55,000.00	89.9750000	51,732.40	1.500	01/28/2028		
0637BDL3	15697	1	Bank of Montreal	46,000.00	99.9216739	45,976.90	4.750	03/27/2028		
0637F2S7	16085	1	Bank of Montreal	9,000.00	99.9500000	8,996.07	4.500	09/12/2030	09/12/2027	100.0000000
0637BJ2S9	16216	1	Bank of Montreal	100,000.00	100.0000000	100,000.00	4.600	12/23/2030	12/23/2026	100.0000000
06148VGD0	15951	1	THE BANK OF NO	13,000.00	99.2968462	12,926.32	5.375	01/21/2033		
11271LAD4	15947	1	BROOKFIELD FINANCIAL INC	25,000.00	100.4490000	25,083.61	4.850	03/29/2029		
11271LAD4	15952	1	BROOKFIELD FINANCIAL INC	15,000.00	100.1170000	15,013.10	4.850	03/29/2029		
11271LAD4	15953	1	BROOKFIELD FINANCIAL INC	15,000.00	99.9400000	14,993.24	4.850	03/29/2029		
11271LAD4	15954	1	BROOKFIELD FINANCIAL INC	15,000.00	99.8810000	14,986.60	4.850	03/29/2029		
11300AAB1	16204	1	BROOKFIELD ASSET MAN	50,000.00	100.9650000	50,442.68	4.653	11/15/2030		
11300AAB1	16208	1	BROOKFIELD ASSET MAN	25,000.00	100.4350000	25,100.11	4.653	11/15/2030		
120568AX8	16402	1	BUNGE LIMITED FI	325,000.00	99.5849231	323,953.01	3.250	08/15/2026		
13607X2D8	15598	1	CANADIAN IMPERIAL	16,000.00	94.3180625	15,720.27	1.600	11/17/2026		
13607XQJ9	16014	1	CANADIAN IMPERIAL	60,000.00	100.0150000	60,006.99	5.100	02/21/2029	02/21/2027	100.0000000
14020AE34	15564	1	Capital Impact	42,000.00	100.0000000	42,000.00	5.000	01/15/2028		
14020AE34	15985	1	Capital Impact	30,000.00	100.0000000	30,000.00	5.250	08/15/2028		
140192AA3	16095	1	Capital Impact	15,000.00	102.0670000	15,271.38	5.335	08/01/2030		
14020AC05	16219	1	Capital Impact	29,000.00	91.9122759	26,842.88	2.550	02/15/2030		
140192AA3	16302	1	Capital Impact	45,000.00	102.7840000	46,201.75	5.335	08/01/2030		
140192AA3	16395	1	Capital Impact	25,000.00	102.5480000	25,614.12	5.335	08/01/2030		
14316LAA6	16094	1	THE CARLYLE GROU	10,000.00	99.2940000	9,933.62	5.050	09/19/2035		
14316LAA6	16170	1	THE CARLYLE GROU	9,000.00	97.9225556	8,821.59	5.050	09/19/2035		
14316LAA6	16290	1	THE CARLYLE GROU	22,000.00	97.8930000	21,547.97	5.050	09/19/2035		
1565AVBR6	15984	1	CENTURY HOUSING	17,000.00	100.0000000	17,000.00	5.050	06/15/2028		
1565AVBS6	16020	1	CENTURY HOUSING	100,000.00	100.0000000	100,000.00	4.650	07/15/2026		
172967KY6	15161	1	CITIGROUP INC.	25,000.00	95.0810000	24,757.75	3.200	10/21/2026	07/21/2026	100.0000000
17296CH35	15599	1	CITIGROUP INC.	1,000.00	94.9000000	970.63	3.000	12/31/2027	04/30/2026	100.0000000
17296CH35	15651	1	CITIGROUP INC.	3,000.00	95.2320000	2,915.42	3.000	12/31/2027	04/30/2026	100.0000000
17292CAA3	16012	1	CITIGROUP INC.	67,000.00	99.9900000	66,994.03	5.300	12/30/2032	09/30/2026	100.0000000
17296CJH2	16015	1	CITIGROUP INC.	15,000.00	86.1743333	13,168.61	2.750	06/09/2032	06/09/2026	100.0000000
17298CJ58	16081	1	CITIGROUP INC.	31,000.00	87.7500000	27,449.25	2.500	03/30/2035		
17290AFB1	16088	1	CITIGROUP INC.	25,000.00	90.0925600	22,865.83	2.000	03/16/2030	06/16/2026	100.0000000
20402CAA3	16011	1	THE COMMUNITY PRESER	23,000.00	90.8959565	21,279.49	2.867	02/01/2030		
20402CAA3	16130	1	THE COMMUNITY PRESER	75,000.00	93.4000000	70,710.85	2.867	02/01/2030		
20402CAA3	16133	1	THE COMMUNITY PRESER	10,000.00	93.6460000	9,440.45	2.867	02/01/2030		
20402CAA3	16136	1	THE COMMUNITY PRESER	16,000.00	93.2746250	15,050.54	2.867	02/01/2030		
20402CAA3	16165	1	THE COMMUNITY PRESER	7,000.00	93.2270000	6,580.30	2.867	02/01/2030		
20402CAA3	16171	1	THE COMMUNITY PRESER	5,000.00	93.3610000	4,703.22	2.867	02/01/2030		
229899AB5	15699	1	CULLENFROST BANK	35,000.00	99.3370000	34,895.10	4.500	03/17/2027		

St. Clair County Investments  
Investments by All Types  
April 30, 2026

CUSIP	Investment #	Pool	Issuer	Par Value	Purchase Price	Book Value	Current Rate	Maturity Date	Call Date	Call Price
<b>CORPORATE NOTE</b>										
229899AB5	16021	1	CULLEN/FROST BANK	3,000.00	99.3303333	2,989.42	4.500	03/17/2027		
302196GAN8	15157	1	Evernorth Health	10,000.00	95.0850000	9,847.65	3.400	03/15/2027		
302196GAN8	15178	1	Evernorth Health	20,000.00	95.3630000	19,706.45	3.400	03/15/2027		
302196GAN8	15200	1	Evernorth Health	20,000.00	95.7330000	19,718.23	3.400	03/15/2027		
302196GAN8	15270	1	Evernorth Health	10,000.00	98.0430000	9,931.49	3.400	03/15/2027		
302196GAN8	15273	1	Evernorth Health	32,000.00	97.9260000	31,767.42	3.400	03/15/2027		
302196GAN8	15351	1	Evernorth Health	18,000.00	96.6130000	17,769.08	3.400	03/15/2027		
381456GAN3	15162	1	Goldman Sachs Bank	25,000.00	95.6880000	24,763.28	3.500	11/16/2026		
38151F6E8	16023	1	Goldman Sachs Bank	12,000.00	99.3176667	11,977.06	4.300	08/20/2026		
38150AJM8	16084	1	Goldman Sachs Bank	3,000.00	97.2040000	2,961.21	2.125	11/24/2026		
38151FMT7	16087	1	Goldman Sachs Bank	2,000.00	100.0500000	2,000.94	5.100	09/14/2035		
38150A3W3	16213	1	Goldman Sachs Bank	5,000.00	99.2932000	4,984.49	3.000	08/15/2026		
38151FU35	16303	1	Goldman Sachs Bank	200,000.00	100.0000000	200,000.00	4.700	02/27/2031		
48130CM51	16403	1	HONDA MOTOR CO	500,000.00	98.3500000	492,480.09	2.534	03/10/2027		
48130CM48	15962	1	JP Morgan Chase	100,000.00	100.0000000	100,000.00	5.200	11/30/2033		
53117CAS1	15963	1	JP Morgan Chase	200,000.00	100.0000000	200,000.00	5.000	11/15/2033		
53117CAS1	15310	1	LIBERTY PROPERTY	70,000.00	97.5930000	69,647.51	3.250	10/01/2026		
53117CAS1	15313	1	LIBERTY PROPERTY	32,000.00	97.2070000	31,808.21	3.250	10/01/2026		
53117CAS1	15314	1	LIBERTY PROPERTY	10,000.00	97.1310000	9,938.17	3.250	10/01/2026		
53117CAS1	15316	1	LIBERTY PROPERTY	40,000.00	97.1390000	39,752.29	3.250	10/01/2026		
53117CAT9	16019	1	LIBERTY PROPERTY	10,000.00	98.6540000	9,895.49	4.375	02/01/2029		
53961LB24	16031	1	LOCAL INITIATIVE	125,000.00	100.0000000	125,000.00	5.000	07/15/2030		
53961LB32	16062	1	LOCAL INITIATIVE	275,000.00	100.0000000	275,000.00	4.750	08/15/2028		
53961LB40	16091	1	LOCAL INITIATIVE	50,000.00	100.0000000	50,000.00	4.500	09/15/2030		
53961LAJ8	16385	1	LOCAL INITIATIVE	5,000.00	86.2610000	4,329.01	1.800	02/15/2031		
53961LAJ8	16386	1	LOCAL INITIATIVE	1,000.00	86.2610000	865.80	1.800	02/15/2031		
53961LAJ8	16400	1	LOCAL INITIATIVE	24,000.00	85.8800000	20,684.28	1.800	02/15/2031		
565849AP1	15563	1	MARATHON OIL CORP	9,000.00	98.8170000	8,948.20	4.400	07/15/2027		
61766VEZ0	16173	1	MORGAN STAN	8,000.00	92.9110000	7,488.39	2.500	05/08/2030		
695114CW6	16164	1	PACIFICORP	10,000.00	91.8755000	9,268.84	2.700	09/15/2030		
695114CW6	16167	1	PACIFICORP	47,000.00	91.3335106	43,317.46	2.700	09/15/2030		
695114CW6	16168	1	PACIFICORP	20,000.00	91.2540000	18,416.76	2.700	09/15/2030		
743756AB4	16201	1	PROVIDENCE ST. JOSEPH	50,000.00	98.8640000	49,715.05	2.746	10/01/2026		
756109BY9	15087	1	Realty Income Co	7,000.00	97.8668571	6,978.23	4.450	09/15/2026		
756109BZ6	15163	1	Realty Income Co	25,000.00	94.6790000	24,643.21	3.200	01/15/2027		
756109BZ6	15164	1	Realty Income Co	15,000.00	94.6040000	14,782.91	3.200	01/15/2027		
83369MR38	15705	1	SOCIETE GENERALE	7,000.00	93.6327143	6,845.83	1.000	11/19/2026		
84861TAE8	15158	1	Spirit Realty	15,000.00	94.4100000	14,776.52	3.200	01/15/2027		
84861TAE8	15165	1	Spirit Realty	20,000.00	94.2700000	19,692.63	3.200	01/15/2027		
84861TAC2	15268	1	Spirit Realty	13,000.00	99.9110000	12,997.86	4.450	09/15/2026		

Portfolio CINV

AP

AT (PRF DT) 7.3.11  
Report Ver: 7.3.11

St. Clair County Investments  
Investments by All Types  
April 30, 2026

CUSIP	Investment #	Pool	Issuer	Par Value	Purchase Price	Book Value	Current Rate	Maturity Date	Call Date	Call Price
<b>CORPORATE NOTE</b>										
84861TAC2	15281	1	Spirit Realty	14,000.00	100.1840000	14,004.83	4.450	09/15/2026	06/15/2026	100.0000000
84861TAC2	15317	1	Spirit Realty	5,000.00	99.5030000	4,995.08	4.450	09/15/2026	06/15/2026	100.0000000
84861TAE8	15318	1	Spirit Realty	25,000.00	96.8560000	24,749.51	3.200	01/15/2027	11/15/2026	100.0000000
84861TAE8	15365	1	Spirit Realty	8,000.00	96.7830000	7,913.87	3.200	01/15/2027	11/15/2026	100.0000000
84861TAC2	15604	1	Spirit Realty	8,000.00	99.1621250	7,984.07	4.450	09/15/2026	06/15/2026	100.0000000
84861TAH1	15657	1	Spirit Realty	2,000.00	92.1600000	1,901.14	2.100	03/15/2028	01/15/2028	100.0000000
84861TAER	15950	1	Spirit Realty	6,000.00	97.5876667	5,940.03	3.200	01/15/2027	11/15/2026	100.0000000
84861TAF5	15959	1	Spirit Realty	25,000.00	92.1340000	23,431.97	3.400	01/15/2030	10/15/2029	100.0000000
91159XDB8	15987	1	Spirit Realty	22,000.00	99.7500000	21,950.82	5.250	06/23/2033	06/23/2028	100.0000000
84861TAF5	16083	1	Spirit Realty	24,000.00	95.2380000	23,028.92	3.400	01/15/2030	10/15/2029	100.0000000
84861TAF5	16129	1	Spirit Realty	9,000.00	95.1454444	8,622.02	3.400	01/15/2030	10/15/2029	100.0000000
84861TAH1	16218	1	Spirit Realty	1,000.00	94.5780000	954.38	2.100	03/15/2028	01/15/2028	100.0000000
84861TAF5	16260	1	Spirit Realty	45,000.00	95.9260000	43,309.87	3.400	01/15/2030	10/15/2029	100.0000000
86787GAJ1	16051	1	SUNTRUST	200,000.00	95.6600000	199,854.81	3.300	05/15/2026		
125523CB4	16404	1	THE CIGNA GROUP	405,000.00	99.2000000	402,054.55	3.400	03/01/2027		
870845AC8	16405	1	USB AG NEW YORK	271,000.00	101.3230000	273,868.26	7.750	09/01/2026		
91159XDD4	16030	1	U.S. Bancorp Investments Inc.	125,000.00	100.0000000	125,000.00	5.450	07/30/2035	07/30/2027	100.0000000
91159XAE5	16126	1	U.S. Bancorp Investments Inc.	15,000.00	99.8430000	14,979.62	4.500	10/30/2029	05/30/2026	100.0000000
95001DBAT	15707	1	Wells Fargo Bank	7,000.00	93.8000000	6,844.95	1.050	11/30/2026	07/22/2027	100.0000000
95001DL65	16026	1	Wells Fargo Bank	100,000.00	100.0000000	100,000.00	5.250	07/22/2035	07/22/2027	100.0000000
95001DAZ3	16200	1	Wells Fargo Bank	39,000.00	98.0000000	38,555.35	2.000	10/31/2026	04/30/2026	100.0000000
95040QAK0	16406	1	WELL TOWER INC	500,000.00	98.6000000	493,668.79	2.700	02/15/2027		
90131HBC8	16452	1	21ST CENTURY FO	2,000.00	106.6300000	2,129.13	7.625	11/30/2028		
00825ZAR9	16097	1	AFFILIATED MANAGE	5,000.00	102.4790000	5,115.63	5.500	08/20/2034		
00825ZAR9	16107	1	AFFILIATED MANAGE	8,000.00	103.3270000	8,247.68	5.500	08/20/2034		
00825ZAR9	16108	1	AFFILIATED MANAGE	20,000.00	103.2420000	20,603.57	5.500	08/20/2034	01/04/2028	100.0000000
02209SBS1	15618	1	ALTRIA GROUP, INC	13,000.00	100.2590000	13,019.79	4.875	02/04/2028		
02209SBS1	15619	1	ALTRIA GROUP, INC	50,000.00	100.1120000	50,033.07	4.875	02/04/2028	01/04/2028	100.0000000
02209SBS1	15618	1	ALTRIA GROUP, INC	9,000.00	100.8810000	9,074.49	5.250	08/06/2035	05/06/2035	100.0000000
02209SBS1	16098	1	ALTRIA GROUP, INC	9,000.00	100.8810000	9,074.49	5.250	08/06/2035	05/06/2035	100.0000000
02209SBSV4	16274	1	ALTRIA GROUP, INC	100,000.00	100.7330000	100,711.66	5.250	08/06/2035	05/06/2035	100.0000000
02209SBSV4	16275	1	ALTRIA GROUP, INC	1,000.00	100.8370000	1,008.13	5.250	08/06/2035	05/06/2035	100.0000000
02209SBSV4	16415	1	ALTRIA GROUP, INC	16,000.00	100.8870000	16,139.87	5.250	08/06/2035	05/06/2035	100.0000000
03939CAA1	16418	1	ARCH CAPITAL FL	25,000.00	99.8850000	24,978.06	4.011	12/15/2026		
04686JAA9	15578	1	ATHENE HOLDING	50,000.00	97.2960000	49,232.99	4.125	01/12/2028		
04686JAA9	15611	1	ATHENE HOLDING	25,000.00	98.0360000	24,716.18	4.125	01/12/2028		
04686JAA9	15917	1	ATHENE HOLDING	68,000.00	97.7520000	67,054.66	4.125	01/12/2028		
04686JAA9	15918	1	ATHENE HOLDING	23,000.00	97.4880000	22,642.70	4.125	01/12/2028		
04686JAC5	16272	1	ATHENE HOLDING	51,000.00	94.7640000	48,479.89	3.500	01/15/2031	10/15/2030	100.0000000
04686JAC5	16276	1	ATHENE HOLDING	20,000.00	94.6780000	18,994.93	3.500	01/15/2031	10/15/2030	100.0000000
04686JAC5	16408	1	ATHENE HOLDING	40,000.00	93.6110000	37,527.59	3.500	01/15/2031	10/15/2030	100.0000000

St. Clair County Investments  
Investments by All Types  
April 30, 2026

CUSIP	Investment #	Pool	Issuer	Par Value	Purchase Price	Book Value	Current Rate	Maturity Date	Call Date	Call Price
<b>CORPORATE NOTE</b>										
04686JAC5	16416	1	ATHENE HOLDING	109,000.00	93.0540000	101,637.48	3.500	01/15/2031	10/15/2030	100.0000000
04686JAC5	16417	1	ATHENE HOLDING	36,000.00	92.9010000	33,514.78	3.500	01/15/2031	10/15/2030	100.0000000
04775HC4	15615	1	ATLANTA GAS LIGHT	25,000.00	105.6000000	25,691.24	7.300	07/15/2027		
05464HAC4	15382	1	AXIS SPECIALTY FIN	200,000.00	97.3460000	197,136.87	4.000	12/06/2027		
05464HAC4	15579	1	AXIS SPECIALTY FIN	100,000.00	96.8323000	98,250.31	4.000	12/06/2027		
05464HAC4	15819	1	AXIS SPECIALTY FIN	30,000.00	97.6610000	29,577.95	4.000	12/06/2027		
63305L2J1	16177	1	NATL BANK CANADA	6,000.00	100.0971667	6,005.16	5.250	11/21/2029		
63305LW74	16421	1	NATL BANK CANADA	7,000.00	99.9750000	6,998.30	5.050	10/30/2029	04/30/2026	100.0000000
06051GGC7	15260	1	Bank of America	125,000.00	98.1000000	123,872.47	4.183	11/25/2027		
06051GGC7	15332	1	Bank of America	27,000.00	98.3770000	26,776.54	4.183	11/25/2027		
06051GGC7	15352	1	Bank of America	5,000.00	98.2230000	4,954.49	4.183	11/25/2027		
06051GGC7	15575	1	Bank of America	35,000.00	98.0000000	34,617.44	4.183	11/25/2027		
06051GGC7	15820	1	Bank of America	100,000.00	98.0900000	98,860.06	4.183	11/25/2027		
06051GQSI	16407	1	Bank of America	125,000.00	100.0000000	125,000.00	4.250	12/03/2029	03/02/2027	100.0000000
06747QMB1	15824	1	Barclays Bank	28,000.00	92.5690000	26,990.59	1.100	04/30/2027		
06744CK26	15825	1	Barclays Bank	28,000.00	98.2490000	27,707.60	4.250	11/24/2027		
06747Q889	16142	1	Barclays Bank	29,000.00	88.6000000	26,065.81	2.000	08/02/2030		
05556LJD3	16459	1	BBVA USA	35,000.00	99.7600000	34,916.30	5.000	10/17/2031		
05556AHR8	16101	1	BBVA GLOBAL SECU	5,000.00	99.8500000	4,993.00	5.400	07/31/2035		
08661UAAA	16187	1	BETH ISRAEL DEACONESS MED CTR	25,000.00	94.6202800	23,880.42	2.220	07/01/2028		
06368ECG5	15623	1	Bank of Montreal	100,000.00	89.9750000	94,058.91	1.500	01/28/2028		
06374VK21	15637	1	Bank of Montreal	10,000.00	99.9205000	9,995.20	5.050	02/15/2028		
06376DL63	15768	1	Bank of Montreal	17,000.00	99.9216471	16,991.46	4.750	03/27/2028		
06368GZA4	15823	1	Bank of Montreal	50,000.00	94.9310000	49,192.95	1.500	10/29/2028		
06368ECG5	16039	1	Bank of Montreal	10,000.00	92.0460000	9,445.87	1.500	01/28/2028		
06376J2S9	16229	1	Bank of Montreal	115,000.00	100.0000000	115,000.00	4.600	12/23/2030	12/23/2026	100.0000000
11271LAD4	15964	1	BROOKFIELD FINANCIAL INC	15,000.00	99.9540000	14,994.82	4.850	03/29/2029		
11271LAD4	15975	1	BROOKFIELD FINANCIAL INC	5,000.00	99.9720000	4,998.94	4.850	03/29/2029		
11300AAB1	16411	1	BROOKFIELD ASSET MAN	40,000.00	100.2570000	40,099.45	4.653	11/15/2030		
11300AAB1	16419	1	BROOKFIELD ASSET MAN	5,000.00	99.5206000	4,976.63	4.653	11/15/2030		
11300AAE5	16461	1	BROOKFIELD ASSET MAN	8,000.00	99.2250000	7,938.03	4.832	04/15/2031	03/15/2031	100.0000000
13605WY28	15376	1	CANADIAN IMPERIAL	15,000.00	95.6000000	14,929.50	1.800	06/29/2026		
13607XDB0	15838	1	CANADIAN IMPERIAL	1,000.00	98.3570000	994.40	6.000	11/18/2026		
13607XAW7	15839	1	CANADIAN IMPERIAL	41,000.00	98.7000000	40,707.04	4.500	08/16/2027	08/16/2026	100.0000000
13607XQJ9	16035	1	CANADIAN IMPERIAL	60,000.00	100.0150000	60,006.99	5.100	02/21/2029	02/21/2027	100.0000000
14020AET7	15540	1	Capital Impact	25,000.00	100.1000000	25,011.87	5.500	07/15/2027		
14020AE34	15586	1	Capital Impact	44,000.00	100.0000000	44,000.00	5.000	07/15/2028		
14020AET7	15625	1	Capital Impact	5,000.00	100.2150000	5,005.41	5.500	07/15/2027		
14020AAF7	15992	1	Capital Impact	70,000.00	100.0000000	70,000.00	5.250	06/15/2028		
140192AA3	16111	1	Capital Impact	10,000.00	102.0810000	10,182.15	5.335	08/01/2030		

St. Clair County Investments  
Investments by All Types  
April 30, 2026

CUSIP	Investment #	Pool	Issuer	Par Value	Purchase Price	Book Value	Current Rate	Maturity Date	Call Date	Call Price
<b>CORPORATE NOTE</b>										
140192AA3	16112	1	Capital Impact	40,000.00	102.0670000	40,723.69	5.335	08/01/2030		
140192AA3	16115	1	Capital Impact	40,000.00	101.9070000	40,669.97	5.335	08/01/2030		
14020AC05	16232	1	Capital Impact	88,000.00	91.9122614	81,454.24	2.550	02/15/2030		
140192AA3	16409	1	Capital Impact	25,000.00	102.5480000	25,614.12	5.335	08/01/2030		
140192AA3	16412	1	Capital Impact	100,000.00	102.2450000	102,167.10	5.335	08/01/2030		
14316JAA6	16099	1	THE CARLYLE GROU	7,000.00	99.2940000	6,953.54	5.050	09/19/2035		
14316JAA6	16186	1	THE CARLYLE GROU	11,000.00	97.9225455	10,781.94	5.050	09/19/2035		
14316JAA6	16278	1	THE CARLYLE GROU	50,000.00	98.8800000	49,455.00	5.050	09/19/2035		
14316JAA6	16305	1	THE CARLYLE GROU	104,000.00	98.2900000	102,266.25	5.050	09/19/2035		
15654VBR8	15988	1	CENTURY HOUSING	20,000.00	100.0000000	20,000.00	5.050	06/15/2028		
15987TAR2	16304	1	THE CHARLES STA	125,000.00	96.2440000	120,555.70	3.589	09/01/2030		
17290JDN8	15616	1	CITIGROUP GLOBAL STEP 27	20,000.00	98.9220000	19,891.96	4.000	07/28/2027		
17290AAC4	15934	1	CITIGROUP INC.	25,000.00	84.3500000	21,693.76	2.500	11/17/2031	05/17/2026	100.0000000
17298CJ58	16100	1	CITIGROUP INC.	14,000.00	87.7500000	12,386.44	2.500	03/30/2035		
17290AFB1	16106	1	CITIGROUP INC.	25,000.00	90.0825600	22,865.83	2.000	03/16/2030	06/16/2026	100.0000000
20402CAA3	16140	1	THE COMMUNITY PRESER	60,000.00	93.4000000	56,568.68	2.867	02/01/2030		
20402CAA3	16146	1	THE COMMUNITY PRESER	10,000.00	93.6460000	9,440.45	2.867	02/01/2030		
20402CAA3	16149	1	THE COMMUNITY PRESER	25,000.00	93.2746000	23,516.46	2.867	02/01/2030		
20402CAA3	16151	1	THE COMMUNITY PRESER	8,000.00	93.2700000	7,534.08	2.867	02/01/2030		
20402CAA3	16180	1	THE COMMUNITY PRESER	9,000.00	93.2270000	8,460.38	2.867	02/01/2030		
229899AB5	15774	1	CULLEN/FROST BANK	35,000.00	99.3370000	34,895.10	4.500	03/17/2027		
25161FLN6	16422	1	DUKE REALTY	28,000.00	100.9500000	28,260.94	5.625	03/14/2031	03/14/2028	100.0000000
26441YBB2	16070	1	EDISON INTERNTL	15,000.00	97.9470000	14,760.48	4.000	09/15/2028		
842400H09	15573	1	EDISON INTERNTL	18,000.00	99.3160000	17,944.23	4.700	06/01/2027	05/01/2027	100.0000000
842400F1	16410	1	EDISON INTERNTL	50,000.00	100.1830000	50,063.19	4.400	09/06/2026		
30219GAN8	15175	1	Evernorth Health	30,000.00	94.9290000	29,513.06	3.400	03/15/2027		
30219GAN8	15176	1	Evernorth Health	20,000.00	95.0320000	19,681.32	3.400	03/15/2027		
30219GAN8	15203	1	Evernorth Health	14,000.00	95.7350000	13,802.85	3.400	03/15/2027		
30219GAN8	15287	1	Evernorth Health	10,000.00	98.0430000	9,931.49	3.400	03/15/2027		
30219GAN8	15289	1	Evernorth Health	18,000.00	97.9260000	17,869.17	3.400	03/15/2027		
30219GAN8	15354	1	Evernorth Health	32,000.00	96.5090000	31,579.41	3.400	03/15/2027		
30219GAN8	15356	1	Evernorth Health	10,000.00	96.5640000	9,870.01	3.400	03/15/2027		
30219GAN8	15357	1	Evernorth Health	18,000.00	96.6130000	17,769.08	3.400	03/15/2027		
38150ALAL1	15147	1	Goldman Sachs Bank	100,000.00	93.0320000	97,879.89	3.150	03/15/2027		
38150AVF9	15245	1	Goldman Sachs Bank	30,000.00	101.4390000	30,096.05	6.150	10/30/2026		
38150ALAL1	15569	1	Goldman Sachs Bank	18,000.00	96.3210000	17,737.45	3.150	03/15/2027	11/15/2027	100.0000000
38150A5D3	15791	1	Goldman Sachs Bank	10,000.00	95.8330000	9,753.10	3.250	11/15/2027		
38150AKZ0	15792	1	Goldman Sachs Bank	33,000.00	95.2040000	32,389.90	2.000	12/30/2026	05/30/2026	100.0000000
38150AHJ7	15793	1	Goldman Sachs Bank	45,000.00	95.4650000	44,513.33	1.500	08/30/2026	05/30/2026	100.0000000
38151FKM4	16034	1	Goldman Sachs Bank	250,000.00	99.8000000	249,552.19	5.300	06/13/2033	09/13/2026	100.0000000

St. Clair County Investments  
Investments by All Types  
April 30, 2026

CUSIP	Investment #	Pool	Issuer	Par Value	Purchase Price	Book Value	Current Rate	Maturity Date	Call Date	Call Price
<b>CORPORATE NOTE</b>										
38150AM8	16103	1	Goldman Sachs Bank	3,000.00	97.2040000	2,961.21	2.125	11/24/2026	05/24/2026	100.0000000
38151FM7	16105	1	Goldman Sachs Bank	9,000.00	100.0500000	9,004.22	5.100	09/14/2035	03/15/2027	100.0000000
38151FU3	16312	1	Goldman Sachs Bank	400,000.00	100.0000000	400,000.00	5.000	02/27/2034	02/27/2028	100.0000000
442851AK7	15989	1	HOWARD UNIVERSITY	10,000.00	93.4580000	9,521.32	2.845	10/01/2028		
45666XCF8	15631	1	INGERSOLL RAND	21,000.00	102.8760000	21,363.50	6.015	02/15/2028		
48130CJ48	15966	1	JP Morgan Chase	100,000.00	100.0000000	100,000.00	5.000	11/15/2033	05/15/2030	100.0000000
48130CJ48	15968	1	JP Morgan Chase	15,000.00	99.9000000	14,986.67	5.000	11/15/2033	05/15/2030	100.0000000
48130CM61	15976	1	JP Morgan Chase	100,000.00	100.0000000	100,000.00	5.200	11/30/2033		
53117CAS1	15327	1	LIBERTY PROPERTY	25,000.00	97.2070000	24,850.16	3.250	10/01/2026		
53117CAS1	15328	1	LIBERTY PROPERTY	15,000.00	97.1350000	14,907.38	3.250	10/01/2026		
53117CAS1	15329	1	LIBERTY PROPERTY	85,000.00	97.1390000	84,473.63	3.250	10/01/2026		
53117CAT9	16036	1	LIBERTY PROPERTY	10,000.00	98.6540000	9,895.49	4.375	02/01/2029		
53961LB24	16044	1	LOCAL INITIATIVE	125,000.00	100.0000000	125,000.00	5.000	07/15/2030	07/15/2027	100.0000000
53961LB24	16045	1	LOCAL INITIATIVE	40,000.00	100.1500000	40,050.89	5.000	07/15/2030	07/15/2027	100.0000000
53961LB24	16046	1	LOCAL INITIATIVE	65,000.00	100.1500000	65,082.70	5.000	07/15/2030	07/15/2027	100.0000000
53961LB32	16071	1	LOCAL INITIATIVE	136,000.00	100.0000000	136,000.00	4.750	08/15/2028	08/15/2026	100.0000000
53961LB57	16147	1	LOCAL INITIATIVE	61,000.00	100.0000000	61,000.00	4.500	10/15/2030	10/15/2027	100.0000000
53961LAJ8	16420	1	LOCAL INITIATIVE	20,000.00	86.2610000	17,316.03	1.800	02/15/2031		
565849AP1	15585	1	MARATHON OIL CORP	16,000.00	98.8170000	15,907.91	4.400	07/15/2027		
63305MH2	16450	1	NATIONAL BANK OF CANADA	18,000.00	99.9499000	17,991.16	5.200	05/06/2030		
651639AE6	16189	1	NEWMONT CORP	8,000.00	106.0080000	8,458.36	5.875	04/01/2035		
651639AE6	16230	1	NEWMONT CORP	4,000.00	106.1940000	4,238.26	5.875	04/01/2035		
651639AE6	16231	1	NEWMONT CORP	10,000.00	105.5850000	10,537.08	5.875	04/01/2035		
651639AE6	16270	1	NEWMONT CORP	10,000.00	105.9280000	10,573.68	5.875	04/01/2035		
667274AB0	15627	1	NORTHWELL HEALTH	1,000.00	96.0870000	978.20	3.391	11/01/2027		
68233JDB7	16451	1	ONCOR ELECTRIC DELV	8,000.00	100.2260000	8,016.57	4.500	03/20/2027		
695114CW6	16179	1	PACIFICORP	5,000.00	91.8756000	4,634.43	2.700	09/15/2030		
695114CW6	16183	1	PACIFICORP	20,000.00	91.2640000	18,416.76	2.700	09/15/2030		
743756ABA	16220	1	PROVIDENCE ST. JOSEPH	50,000.00	98.8640000	49,715.05	2.746	10/01/2026		
756109BY9	15090	1	Realty Income Co	14,000.00	97.9800000	13,958.94	4.450	09/15/2026		
756109BY9	15105	1	Realty Income Co	13,000.00	97.8560000	12,958.91	4.450	09/15/2026		
778296AC7	15547	1	ROSS STORES INC.	25,000.00	98.8370000	24,878.62	4.700	04/15/2027		
79466LAU8	16460	1	SALESFORCE INC	75,000.00	99.8410000	74,880.82	5.550	03/15/2036		
83369MR38	15919	1	SOCIETE GENERALE	10,000.00	93.6327000	9,779.76	1.000	11/19/2026	11/15/2026	100.0000000
84861TAE8	15061	1	Spirit Realty	10,000.00	95.1680000	9,884.65	3.200	01/15/2027	11/15/2026	100.0000000
84861TAE8	15109	1	Spirit Realty	19,000.00	94.7590000	18,749.57	3.200	01/15/2027	11/15/2026	100.0000000
84861TAE8	15110	1	Spirit Realty	14,000.00	94.5570000	13,807.79	3.200	01/15/2027	11/15/2026	100.0000000
84861TAE8	15149	1	Spirit Realty	16,000.00	94.0110000	15,748.82	3.200	01/15/2027	11/15/2026	100.0000000
84861TAE8	15153	1	Spirit Realty	10,000.00	94.4160000	9,851.17	3.200	01/15/2027	11/15/2026	100.0000000
84861TAC2	15154	1	Spirit Realty	10,000.00	97.2300000	9,955.06	4.450	09/15/2026	06/15/2026	100.0000000

St. Clair County Investments  
 Investments by All Types  
 April 30, 2026

CUSIP	Investment #	Pool	Issuer	Par Value	Purchase Price	Book Value	Current Rate	Maturity Date	Call Date	Call Price
<b>CORPORATE NOTE</b>										
84861TAE8	15202	1	Spirit Realty	10,000.00	95.0180000	9,859.08	3.200	01/15/2027	11/15/2026	100.0000000
84861TAE8	15249	1	Spirit Realty	9,000.00	96.5960000	8,909.31	3.200	01/15/2027	11/15/2026	100.0000000
84861TAC2	15330	1	Spirit Realty	5,000.00	99.4880000	4,994.93	4.450	09/15/2026	06/15/2026	100.0000000
84861TAE8	15331	1	Spirit Realty	25,000.00	96.8560000	24,749.51	3.200	01/15/2027	11/15/2026	100.0000000
84861TAC2	15333	1	Spirit Realty	5,000.00	99.4540000	4,994.59	4.450	09/15/2026	06/15/2026	100.0000000
84861TAE8	15613	1	Spirit Realty	8,000.00	96.8280000	7,907.92	3.200	01/15/2027	11/15/2026	100.0000000
91159XAC9	15614	1	Spirit Realty	32,000.00	98.1000000	31,678.04	4.000	09/23/2027		
84861TAC2	15617	1	Spirit Realty	10,000.00	99.3106000	9,984.04	4.450	09/15/2026	08/15/2026	100.0000000
84861TAC2	15626	1	Spirit Realty	5,000.00	99.1622000	4,990.05	4.450	09/15/2026	06/15/2026	100.0000000
84861TAC2	15636	1	Spirit Realty	15,000.00	99.2490000	14,973.00	4.450	09/15/2026	06/15/2026	100.0000000
84861TAF5	15971	1	Spirit Realty	25,000.00	92.1340000	23,431.97	3.400	01/15/2030	10/15/2029	100.0000000
91159XDB8	15993	1	Spirit Realty	24,000.00	99.7500000	23,946.35	5.250	06/23/2033	06/23/2028	100.0000000
84861TAF5	16102	1	Spirit Realty	70,000.00	95.2380000	67,167.67	3.400	01/15/2030	10/15/2029	100.0000000
84861TAE8	16114	1	Spirit Realty	14,000.00	98.0299286	13,851.58	3.200	01/15/2027	11/15/2026	100.0000000
84861TAE8	16271	1	Spirit Realty	35,000.00	99.1690000	34,794.22	3.200	01/15/2027	11/15/2026	100.0000000
867914AN3	15943	1	SUNTRUST	25,000.00	102.5400000	25,391.85	6.000	01/15/2028		
91412NAE0	16192	1	THE UNIVERSITY OF CH	10,000.00	100.6290000	10,030.93	5.060	10/01/2026		
91159XDD4	16042	1	U.S. Bancorp Investments Inc.	125,000.00	100.0000000	125,000.00	5.450	07/30/2035	07/30/2027	100.0000000
91159XAE5	16138	1	U.S. Bancorp Investments Inc.	15,000.00	99.8430000	14,979.62	4.500	10/30/2029		
92340LAC3	15715	1	VERET OPERATING	15,000.00	97.7550000	14,816.39	3.950	08/15/2027		
92340LAA7	15939	1	VERET OPERATING	25,000.00	99.2350000	24,985.36	4.875	06/01/2026	05/30/2026	100.0000000
95001D9A7	15244	1	Wells Fargo Bank	10,000.00	91.3720000	9,814.82	1.050	11/30/2026	05/30/2026	100.0000000
95001D9A7	15920	1	Wells Fargo Bank	1,000.00	93.8000000	977.85	1.050	11/30/2026		
95001DJY7	15940	1	Wells Fargo Bank	14,000.00	98.9400000	13,873.21	5.100	03/25/2032		
95001DJY7	15941	1	Wells Fargo Bank	15,000.00	98.9500000	14,865.38	5.100	03/25/2032		
95001DL65	16038	1	Wells Fargo Bank	50,000.00	100.0000000	50,000.00	5.250	07/22/2035	07/22/2027	100.0000000
<b>Subtotal</b>				<b>17,749,000.00</b>		<b>17,601,812.77</b>				

**Municipal-amortizing-no interest**

010869HT5	15264	1	ALAMEDA CORRIDOR CA	10,000.00	82.3640000	8,968.22	4.202	10/01/2028		
010869CE3	16387	1	ALAMEDA CORRIDOR TR	5,000.00	80.2289998	4,032.43	4.316	10/01/2030		
143735VN2	15266	1	CAROL STREAM IL PK	5,000.00	81.8600000	4,461.10	4.241	11/01/2028		
13080SD86	15135	1	CA Stvd Comnty Dev	10,000.00	60.3510005	6,933.31	4.266	06/01/2033		
596567CD7	15169	1	MIDDLESEX CN	40,000.00	71.1740000	31,961.09	4.483	10/01/2030		
596567CB1	16055	1	MIDDLESEX CNTY NJ	20,000.00	86.8700000	17,981.41	4.110	10/01/2028		
60242NDM0	15958	1	MILWAUKEE REDEVELOPMENT	100,000.00	51.8790000	55,700.24	3.999	04/01/2037		
6503667Z4	15050	1	NEWARK NJ	45,000.00	77.1299998	39,225.93	4.333	04/01/2029		
79771PF67	15560	1	SAN FRAN CALIF C	20,000.00	52.9630000	11,641.59	4.017	08/01/2036		
80641LBK5	15116	1	Schell-Vista CA	25,000.00	71.0299997	20,120.32	4.436	09/01/2030		

St. Clair County Investments  
Investments By All Types  
April 30, 2026

CUSIP	Investment #	Pool	Issuer	Par Value	Purchase Price	Book Value	Current Rate	Maturity Date	Call Date	Call Price
<b>Municipal-amortizing-no interest</b>										
010868J82	14863	1	ALAMEDA CORRIDOR CA	20,000.00	62.2299997	14,890.85	4.647	10/01/2031		
010869J82	15057	1	ALAMEDA CORRIDOR CA	10,000.00	67.2699996	7,707.97	4.169	10/01/2031		
010869CE3	15932	1	ALAMEDA CORRIDOR TR	20,000.00	74.9310000	15,923.29	4.547	10/01/2030		
018340HJ1	14671	1	Allentown PA	15,000.00	67.3220002	12,172.50	4.204	10/01/2030		
018340HL6	15499	1	Allentown PA	10,000.00	66.5210000	7,231.73	4.250	10/01/2032		
018340H5G	15659	1	Allentown PA	10,000.00	54.6880002	5,921.06	3.858	10/01/2036		
13080SL85	15335	1	CALIFORNIA STATEWID	30,000.00	74.1950000	24,091.26	3.818	06/01/2031		
13080SK86	15769	1	CALIFORNIA STATEWID	10,000.00	65.9110000	7,036.54	4.122	06/01/2033		
13080SK78	15933	1	CALIFORNIA STATEWID	10,000.00	67.3360000	7,200.77	4.533	06/01/2032		
143733YP7	14205	1	CAROL STREAM IL	10,000.00	82.7810004	8,684.77	3.699	11/01/2029		
143733YN2	15467	1	CAROL STREAM IL PK	15,000.00	82.3840000	13,282.82	4.504	11/01/2028		
13080SL51	15089	1	CA Shwd Cmnty Dev	25,000.00	72.3850000	20,537.09	4.307	06/01/2030		
190684PY0	15390	1	COATESVILLE PA AREA	10,000.00	77.3430000	8,369.31	3.935	06/01/2030		
214183PL3A	14166	1	COOK COUNTY	10,000.00	76.9360002	11,022.14	4.824	10/01/2031		
414763DC3	15571	1	COOK COUNTY	5,000.00	87.7610000	4,406.88	4.519	12/01/2028		
432272GC0	15862	1	HARRISBURG PA	10,000.00	62.5280000	6,841.93	4.446	05/01/2033		
495793SGL4	15476	1	HILLSBOROUGH CALIF	125,000.00	54.3770000	73,252.70	3.941	09/07/2036		
596567CD7	14195	1	KINGS CANYON CALIF	10,000.00	60.6120000	6,614.90	4.043	08/01/2034		
596567CF2	15262	1	MIDDLESEX CN	10,000.00	69.5640000	8,355.42	3.668	10/01/2030		
596567CF2	15935	1	MIDDLESEX CN	5,000.00	65.6970000	3,645.78	4.158	10/01/2032		
596567CH8	15926	1	MIDDLESEX CNTY NJ	20,000.00	67.3000000	14,353.35	4.334	10/01/2032		
596567CH8	15936	1	MIDDLESEX CNTY NJ	15,000.00	60.0000000	9,647.52	4.178	10/01/2034		
650366RB3	14396	1	NEWARK NJ	110,000.00	64.9380002	89,679.27	4.647	04/01/2030		
650366RB6	14868	1	NEWARK NJ	30,000.00	63.9499998	22,918.80	4.731	04/01/2031		
618348M0	15724	1	OAK VIEW CALIF UN S	100,000.00	64.3300000	68,866.61	4.231	08/01/2033		
767032HT5	15427	1	RIO CALIF ELEM SCH	10,000.00	83.7390000	8,986.15	4.435	08/01/2028		
796711UK3	15510	1	SAN BERNARDINO C	10,000.00	66.9800000	7,282.25	4.263	08/01/2032		
796711UL1	15511	1	SAN BERNARDINO C	10,000.00	62.8210000	6,863.47	3.999	08/01/2035		
796711UN7G	15664	1	SAN BERNARDINO C	10,000.00	58.0080000	6,246.27	3.999	08/01/2035		
796711UL1	15937	1	SAN BERNARDINO C	50,000.00	64.7600000	34,529.21	4.205	08/01/2033		
79771PF67	15513	1	SAN FRAN CALIF C	40,000.00	54.3100000	23,842.39	4.017	08/01/2036		
79771PF67	15583	1	SAN FRAN CALIF C	25,000.00	52.9630000	14,551.98	4.017	08/01/2036		
96081RBB5	14177	1	WESTMONT ILLINOIS	10,000.00	72.6499997	8,661.62	3.678	12/01/2029		
969078QNT	14178	1	WILL CN	35,000.00	77.8599999	31,892.93	3.493	11/01/2028		
969078QNT	14218	1	WILL CN	25,000.00	77.7740001	22,773.99	3.503	11/01/2028		
969078QNT	14622	1	WILL CN	10,000.00	74.0520003	8,883.76	4.392	11/01/2028		
969078QNT	14791	1	WILL CN	25,000.00	76.6160001	22,219.81	4.375	11/01/2028		

St. Clair County Investments  
Investments by All Types  
April 30, 2026

CUSIP	Investment #	Pool	Issuer	Par Value	Purchase Price	Book Value	Current Rate	Maturity Date	Call Date	Call Price
				<b>Subtotal</b>		<b>889,120.02</b>				
<b>MBS</b>										
31368PPZ8	14665	1	FEDERAL NATIONAL MTG ASSOC.	69,254.14	101.2498994	70,122.20	6.000	06/25/2042		
3137HBU85	15118	1	Federal Home Loan Mlge	15,598.13	99.6561740	15,544.50	5.500	05/25/2049		
GC-3137H9CG2	14503	1	Federal Home Loan Mtg Corp	127,783.03	100.3750000	128,267.33	5.500	01/25/2040		
GC3137H93K3B	14580	1	Federal Home Loan Mtg Corp	163,205.84	98.8749939	161,376.31	5.000	09/25/2050		
3137H9BT5GC	14619	1	Federal Home Loan Mtg Corp	178,038.73	100.0000000	178,044.87	5.000	07/25/2047		
3137HD2T6	15227	1	Federal Home Loan Mtg Corp	70,645.32	99.6250008	70,380.40	5.500	09/25/2049		
3137BRZF5	15312	1	Federal Home Loan Mtg Corp	25,275.81	93.0625032	23,522.30	3.000	02/15/2046		
GC31416WHF2A	14577	1	Federal National Mtg Assn	26,086.12	100.0000000	26,089.88	4.500	06/01/2030		
38383TWE9	14300	1	Government National Mortgage A	63,345.45	100.9898995	63,983.14	4.000	09/20/2044		
38383X6P4	14773	1	Government National Mortgage A	80,927.42	100.4062000	81,259.38	5.500	09/20/2044		
38384ETG0	14875	1	Government National Mortgage A	38,651.20	99.9374980	38,627.04	6.000	03/20/2050		
38385CB72	15610	1	Government National Mortgage A	35,563.27	98.5000000	35,029.82	5.000	02/20/2055		
3618N5KH1	15955	1	Government National Mortgage A	27,994.76	99.5000036	27,854.79	5.500	04/20/2055		
3618N5VB2	16090	1	Government National Mortgage A	99,152.89	100.0937000	99,245.80	5.000	09/20/2055		
38381Q2V2	16063	1	GOV NATL MTG ASSN G	167,102.41	97.1875028	162,402.66	5.000	08/20/2055		
31368PPZ8	14674	1	FEDERAL NATIONAL MTG ASSOC.	46,169.42	101.2498988	46,748.99	6.000	06/25/2042		
3137HBU85	15119	1	Federal Home Loan Mlge	20,960.01	99.6561836	20,887.95	5.500	05/25/2049		
IG3137H9CG2	14572	1	Federal Home Loan Mtg Corp	128,150.92	100.3750000	128,636.61	5.500	01/25/2040		
IG3137H93K3B	14583	1	Federal Home Loan Mtg Corp	163,114.00	98.8749839	161,285.50	5.000	09/25/2050		
3137H9BT5-IG	14620	1	Federal Home Loan Mtg Corp	267,058.13	100.0000000	267,064.27	5.000	07/25/2047		
3137BRZF5	15325	1	Federal Home Loan Mtg Corp	82,812.47	93.0624994	77,067.35	3.000	02/15/2046		
3132DWLL5	15945	1	Federal Home Loan Mtg Corp	182,168.22	99.6249878	181,485.09	5.500	05/01/2054		
31418FDA2	16109	1	Federal National Mtg Assn	129,955.81	100.3125006	130,361.92	5.000	10/01/2054		
31368XRC0	16118	1	Federal National Mtg Assn	389,262.70	98.1566000	382,084.70	5.000	10/25/2055		
IG-38383TWE9	14352	1	Government National Mortgage A	64,167.77	100.9898995	64,813.74	4.000	09/20/2044		
38383X6P4	14765	1	Government National Mortgage A	80,927.42	100.4062000	81,259.38	5.500	09/20/2044		
36179X6Z4	14874	1	Government National Mortgage A	62,613.36	99.7500023	62,456.83	6.000	08/20/2038		
38384EFA39	15064	1	Government National Mortgage A	21,496.49	100.5000059	21,603.97	6.000	05/20/2050		
3618N5CR8	15525	1	Government National Mortgage A	125,536.46	99.3750000	124,751.86	5.500	12/20/2054		
38381Q2V2	16072	1	GOV NATL MTG ASSN G	167,102.41	97.1875028	162,402.66	5.000	08/20/2055		
<b>Subtotal</b>				<b>3,120,120.11</b>		<b>3,094,661.24</b>				

<b>Municipal Bonds</b>										
006797CL6	16295	1	ADELANTO CALIF P	25,000.00	99.8700000	24,968.15	4.750	07/01/2035		
010053BW5	14460	1	AKRON OH	40,000.00	93.1400000	39,610.91	3.625	12/01/2026		
010053BL9	15274	1	AKRON OH	20,000.00	99.6000000	19,932.66	4.750	12/01/2034		
04108MWB5	15084	1	AR S DEV FA ED	10,000.00	99.8540000	9,991.18	5.320	10/01/2029		

St Clair County Investments  
Investments by All Types  
April 30, 2026

CUSIP	Investment #	Pool	Issuer	Par Value	Purchase Price	Book Value	Current Rate	Maturity Date	Call Date	Call Price
<b>Municipal Bonds</b>										
05028XAN4	15183	1	Auburn California	15,000.00	79.7000000	12,477.93	2.776	06/01/2035		
059189E30	15552	1	BALTIMORE MD	15,000.00	72.7520000	11,373.36	2.200	10/15/2036		
074429BM2	15304	1	Beaumont California	15,000.00	84.1340000	13,095.41	2.397	09/01/2032		
0876716B4	16396	1	BETTENDORF IOWA	5,000.00	86.3080000	4,321.75	3.500	06/01/2036		
088006JP7	15230	1	BEVERLY HILLS C	10,000.00	95.8180000	9,980.67	2.355	06/01/2026		
088006KC4	15565	1	BEVERLY HILLS C	10,000.00	89.6330000	9,354.22	1.514	06/01/2028		
10346PAZ9	16454	1	BOYLE CNTY KY	30,000.00	100.5500000	30,163.74	5.276	06/01/2027		
105710AK3	15367	1	BRAWLEY CALIF P	10,000.00	94.4740000	9,581.93	3.919	09/01/2030		
116093RF4	15184	1	Brownsburg IN RD	10,000.00	85.1000000	8,762.05	3.650	08/01/2035		
116093RF4	15197	1	Brownsburg IN RD	10,000.00	87.0400000	8,915.39	3.650	08/01/2035		
118217CG1	15346	1	BUCKEYE OHIO TOB SE	20,000.00	92.8190000	19,395.77	2.000	06/01/2027		
13032UXN3	15272	1	CALIFORNIA HEAL	10,000.00	93.9840000	9,970.51	1.168	06/01/2026		
GC-13077DOES	14529	1	CALIFORNIA ST UNI	45,000.00	85.3200000	44,173.10	1.142	11/01/2026		
GC13077DOESC	14563	1	CALIFORNIA ST UNI	280,000.00	85.7000000	275,034.18	1.142	11/01/2026		
13063DR77	15557	1	CALIFORNIA ST UNI	25,000.00	83.4020000	21,309.15	3.500	10/01/2036		100.0000000
13063BUE3	16444	1	CALIFORNIA ST UNI	20,000.00	101.2840000	20,221.17	6.875	11/01/2026		100.0000000
130179KW3	15603	1	CALIFORNIA EDL UNIV EDUC	5,000.00	96.2900000	4,919.45	3.181	04/01/2027		
143287D14	16296	1	GARNEL IND LOC	15,000.00	90.7110000	13,629.41	3.714	07/15/2037		100.0000000
13080SE26	15053	1	California Slew Comnty Dev	320,000.00	85.0000000	292,975.87	2.040	04/01/2029		
GC-14915TAV7	14231	1	CATHEDRAL CITY	155,000.00	98.9280000	154,507.48	3.755	12/01/2027		
154070AO9	15303	1	CENTRAL MARIN P	10,000.00	84.2080000	8,641.09	2.798	02/01/2036		
167393NS2	15608	1	Chicago Heights	10,000.00	95.9380000	9,638.26	4.716	12/01/2035		12/01/2029 100.0000000
167393NS2	16134	1	Chicago Heights	15,000.00	97.8890000	14,699.13	4.716	12/01/2035		100.0000000
167393NS2	16445	1	Chicago Heights	10,000.00	96.0860000	9,611.86	4.716	12/01/2035		12/01/2029 100.0000000
167505OK5	15237	1	CHICAGO IL BRD	15,000.00	105.0430000	15,507.79	6.319	11/01/2029		
170473AD4	15558	1	CHOWCHILLA CALIF	15,000.00	92.5400000	14,150.35	3.930	06/01/2030		
1716467A0	15238	1	CICERO IL	10,000.00	91.1690000	9,564.62	1.850	01/01/2028		
19951ABE5	16174	1	COLUMBUS OHIO ME	40,000.00	100.5000000	40,195.19	5.950	12/01/2043		
GC-20281PMK5	14347	1	COMMUNWELTH	70,000.00	95.1040000	69,925.71	2.319	06/01/2026		
20775JFE4	16166	1	CONNECTICUT HOUSING FINANCE	25,000.00	100.0000000	25,000.00	4.983	11/15/2036		
215219ND4	14852	1	COOK COUNTY	10,000.00	76.4800000	8,316.96	2.375	12/01/2032		
215219ND4	14962	1	COOK COUNTY	10,000.00	79.9900000	8,527.21	2.375	12/01/2032		
215219ND4	15048	1	COOK COUNTY	10,000.00	81.5600000	8,631.29	2.375	12/01/2032		
215021SB3	15136	1	COOK COUNTY	5,000.00	99.6100000	4,984.69	5.250	12/01/2033		
215219ND4	15177	1	COOK COUNTY	15,000.00	81.5800000	12,850.90	2.375	12/01/2032		
215219ND4	15199	1	COOK COUNTY	10,000.00	82.3400000	8,611.34	2.375	12/01/2032		
214291FE1	15646	1	COOK COUNTY	10,000.00	93.4870000	9,412.95	4.375	12/01/2036		
220228BV1	15269	1	CORPUS CHRISTI	5,000.00	87.7210000	4,483.64	3.067	12/01/2034		
223047AJ0	14767	1	COVINA CALIFORNIA	35,000.00	81.2980000	31,159.92	2.066	08/01/2030		
223047AJ0	14789	1	COVINA CALIFORNIA	65,000.00	81.8270000	57,864.96	2.086	08/01/2030		

St. Clair County Investments  
Investments by All Types  
April 30, 2026

CUSIP	Investment #	Pool	Issuer	Par Value	Purchase Price	Book Value	Current Rate	Maturity Date	Call Date	Call Price
<b>Municipal Bonds</b>										
392397CJ2	15137	1	Gir Wenatchee W	30,000.00	91.7500000	29,657.83	1.695	09/01/2026		
22973PAH4	14232	1	CUDAHY CALIFORNIA	10,000.00	99.3200000	9,993.21	3.779	10/01/2026		
234596AE4	15233	1	DALLAS COUNTY ARK	45,000.00	100.5550000	45,151.94	5.200	01/01/2029	01/01/2027	101.0000000
234596AF1	15234	1	DALLAS COUNTY ARK	60,000.00	101.1440000	60,467.52	5.300	01/01/2030	01/01/2027	101.0000000
254841AH2	15231	1	DISTRICT ENERGY ST PA	10,000.00	90.4700000	9,443.18	2.300	10/01/2028		
258864AD0	15265	1	DOUGLAS ARIZONA	40,000.00	79.3400000	32,983.97	2.686	01/01/2036	01/01/2031	100.0000000
273695XD3	16393	1	EAST MOLINE IL	30,000.00	86.4010000	25,968.76	3.402	01/15/2036	01/15/2031	100.0000000
282659BE0	15088	1	El Cajon Calif	20,000.00	81.5500000	17,301.85	2.390	04/01/2032		
282659BE0	15156	1	El Cajon Calif	10,000.00	81.5270000	8,615.01	2.390	04/01/2032		
282659BE0	15229	1	El Cajon Calif	10,000.00	86.1400000	8,928.04	2.390	04/01/2032		
282659BF7	15347	1	El Cajon Calif	10,000.00	82.9150000	8,594.59	2.490	04/01/2033		
292521GZ8	16010	1	ENCINITAS CALIF	35,000.00	78.0360000	27,924.17	2.375	10/01/2035	04/01/2030	100.0000000
292528CM6	14845	1	ENCINITAS CA SPL	15,000.00	79.2170000	13,061.69	1.940	09/01/2030		
299228DD5	15216	1	EVANSTON ILL	15,000.00	86.1140000	13,248.60	3.650	12/01/2035		
341271AH7	15601	1	FLORIDA ST BRD	25,000.00	101.6573200	25,361.25	5.526	07/01/2034		
341271AH7	16018	1	FLORIDA ST BRD	50,000.00	102.3300000	51,060.40	5.526	07/01/2034		
3481888G7	14263	1	fort ordinary califo	60,000.00	92.7100000	58,855.85	2.410	09/01/2033		
3481888R3	15305	1	fort ordinary califo	10,000.00	89.2600000	9,116.44	3.044	09/01/2033		
356640JP8	14853	1	FREEMONT IL	25,000.00	92.3720000	23,887.16	4.125	01/01/2030		
GC-365471AL5B	14558	1	GARDENA CALIF	30,000.00	83.2000000	27,003.33	2.963	04/01/2031		
365471AL5	15049	1	GARDENA CALIF	20,000.00	88.0600000	18,369.93	2.963	04/01/2031		
371784HY8	15309	1	GENESE0 ILL	50,000.00	81.5530100	42,061.19	2.550	02/01/2036		
38122NC75	14311	1	GOLDEN ST TOBACCO	15,000.00	90.4800000	14,487.80	2.532	06/01/2028		
IG38122NC59	14443	1	GOLDEN ST TOBACCO	25,000.00	88.7700000	24,935.21	2.158	06/01/2026		
GC-38122NC59X	14557	1	GOLDEN ST TOBACCO	10,000.00	90.8200000	9,978.04	2.158	06/01/2026		
38122NC59	15086	1	GOLDEN ST TOBACCO	10,000.00	93.3300000	9,975.57	2.158	06/01/2026		
38724ADE3	15647	1	GRANITE CITY ILL	15,000.00	94.7220000	14,284.77	4.580	03/01/2037		
38724ADE3	15650	1	GRANITE CITY ILL	15,000.00	95.0730000	14,332.18	4.580	03/01/2037		
428061EM3	15559	1	HESPERIA CALIF	10,000.00	81.0930000	8,413.54	2.539	02/01/2033		
43233ACD2	15648	1	HILLSBORO	10,000.00	87.4980000	8,888.93	3.584	08/01/2035		
43233ACD2	16017	1	HILLSBORO	15,000.00	86.3550000	13,117.74	3.584	08/01/2035		
45130BAC7	16382	1	IDAHO HSG & FIN	15,000.00	100.1300000	15,016.14	4.519	01/01/2027		
45204FDT9	16299	1	ILLINOIS FIN AUT	25,000.00	99.5100000	24,978.56	2.110	05/15/2026		
484062MD3	15173	1	KANE ETC IL CCD	10,000.00	77.3510000	8,390.78	1.125	12/15/2030		
491034AM6	15182	1	Kenton County	15,000.00	92.1240000	14,081.22	4.226	01/01/2033		
485321CY7	15949	1	KANSAS PWR POOL	10,000.00	94.8600000	9,810.30	1.480	12/01/2026		
509262TN6	15284	1	LAKE CNTY ILL CM	25,000.00	99.4000000	24,875.71	4.450	01/01/2034		
516447CZ0	14855	1	LANSING MI	20,000.00	86.6300000	18,239.50	3.680	05/01/2031	05/01/2029	100.0000000
546462EP3	14839	1	LA ST ENGY & PW	15,000.00	77.0980000	12,621.46	2.332	06/01/2032		
546462EP3	14840	1	LA ST ENGY & PW	10,000.00	76.5530000	8,373.49	2.332	06/01/2032		

Portfolio CINV

AP

AT (PRE-DT) 7.3.11  
Report Ver. 7.3.11

St. Clair County Investments  
Investments by All Types  
April 30, 2026

CUSIP	Investment #	Pool	Issuer	Par Value	Purchase Price	Book Value	Current Rate	Maturity Date	Call Date	Call Price
<b>Municipal Bonds</b>										
518481AAS5	14237	1	LAUDERDALE COUNTY	15,000.00	92.8200000	14,954.27	1.900	07/01/2026		
518481AAS5	15143	1	LAUDERDALE COUNTY	15,000.00	92.9250000	14,918.47	1.900	07/01/2026		
518481AAS5	15196	1	LAUDERDALE COUNTY	10,000.00	93.9700000	9,949.19	1.900	07/01/2026		
543573EB1	15656	1	LORAIN CNTY OH	5,000.00	78.8800000	4,052.48	2.638	12/01/2035		
54465AGSS5	15179	1	LOS ANGELES CAL	35,000.00	93.8600000	34,676.84	2.375	09/01/2026		
5445872W7	16022	1	LOS ANGELES CAL	10,000.00	90.0540000	9,243.33	1.648	11/01/2028		
550802LB6	14846	1	LYCOMING CON PA	15,000.00	82.7900000	13,418.84	2.464	07/01/2030		
555512JP8	16060	1	MACON & MOULTRIE	50,000.00	76.6620000	38,900.72	2.950	12/01/2039		
56453RBF0	14796	1	Manteca Califor	135,000.00	82.6800000	119,559.80	2.493	10/01/2031		
56453RBF0	14472	1	MANTECA CALIFORNIA	40,000.00	83.4600000	37,311.57	2.213	10/01/2028		
56453RBF0	14854	1	MANTECA CALIFORNIA	115,000.00	79.0200000	97,861.82	2.593	10/01/2032		
57348CR7	16009	1	MARYSVILLE CALI	10,000.00	79.5600000	8,098.49	2.966	06/01/2037		
57348CR7	16381	1	MARYSVILLE CALI	50,000.00	83.4800000	41,846.26	2.966	06/01/2037		
57348CR7	16446	1	MARYSVILLE CALI	30,000.00	82.0060000	24,640.75	2.966	06/01/2037		
57143YCD3	15180	1	MARQUETTE BROWN	25,000.00	84.7330000	21,788.15	3.670	05/01/2036		
57143YCD3	15181	1	MARQUETTE BROWN	5,000.00	86.0600000	4,411.81	3.670	05/01/2036		
594654PZ2	15368	1	MICHIGAN ST HSG	15,000.00	76.8000000	11,925.14	2.444	12/01/2036		
597502BQ5	16212	1	MILAND CNTY TE	10,000.00	98.7900000	9,988.55	1.126	05/15/2026		
60416LHR9	15267	1	MINNESOTA ST HS	110,000.00	100.0000000	110,000.00	5.223	07/01/2035	01/01/2033	100.0000000
60416LJNG6	15369	1	MINNESOTA ST HS	60,000.00	100.0000000	60,000.00	4.977	07/01/2035	07/01/2045	100.0000000
60416LJX7	16131	1	MINNESOTA ST HS	50,000.00	100.0000000	50,000.00	5.644	07/01/2045	07/01/2033	100.0000000
613357CF7	14239	1	MNTGRY CN MD LTD	10,000.00	90.9190000	9,740.95	2.000	11/01/2027		
613357CF7	14537	1	MNTGRY CN MD LTD	15,000.00	87.1000000	14,409.99	2.000	11/01/2027		
612496BC2	15279	1	MONTREY CA	10,000.00	90.7240000	9,221.59	3.450	09/01/2034	09/01/2029	100.0000000
62414BNT5	16027	1	MOUNTAIN LAKE MINN	50,000.00	100.0000000	50,000.00	5.000	02/01/2035		
63968XCF0	15986	1	NEBRASKA INV F I	40,000.00	100.0000000	40,000.00	5.682	03/01/2037		
641279E59	15653	1	NEVADA HSG DIV	100,000.00	100.0000000	100,000.00	5.149	10/01/2035		
64469HCG5	16292	1	NEW HAMPSHIRE S	50,000.00	100.0000000	50,000.00	4.912	01/01/2036		
64763FZW2	16384	1	NEW ORLEANS LA	10,000.00	93.9850000	9,432.93	2.054	09/01/2028		
64990G4Z2	15649	1	New York Community Bank	15,000.00	80.4390000	12,385.02	2.692	07/01/2035		
64989YN94	16054	1	New York Community Bank	50,000.00	99.3750000	49,702.74	5.786	10/01/2040	04/01/2033	100.0000000
64966WEN3	16298	1	New York Community Bank	5,000.00	99.1300000	4,975.06	2.133	08/01/2026		
64990G4Z2	16397	1	New York Community Bank	15,000.00	81.8000000	12,297.84	2.692	07/01/2035		
65336SW61	15280	1	NIAGARA FALLS NY	5,000.00	101.2200000	5,035.91	5.000	08/15/2028		
64577B8D9	14247	1	NU ECON DEV	85,000.00	97.6000000	84,529.86	3.470	06/15/2027		
64577B8D9	14819	1	NU ECON DEV	5,000.00	94.5010000	4,920.14	3.470	06/15/2027		
64578EM18	16394	1	NU ECON DEV	15,000.00	100.7200000	15,094.74	4.984	03/01/2027		
66772BBA6	14942	1	NW Open Access WA	185,000.00	77.2400000	157,582.91	2.120	12/01/2030		
64966MC49	16297	1	NEW YORK N Y CITY	15,000.00	99.6700000	14,962.47	3.570	12/01/2026		
64971PLN3	16455	1	NEW YORK N Y CITY	20,000.00	78.7400000	15,749.22	2.436	01/01/2036		

St. Clair County Investments  
Investments by All Types

April 30, 2026

CUSIP	Investment #	Pool	Issuer	Par Value	Purchase Price	Book Value	Current Rate	Maturity Date	Call Date	Call Price
<b>Municipal Bonds</b>										
64990CJV4	15606	1	NEW YORK ST	5,000.00	97.8500000	4,986.73	3.270	07/01/2026		
671409G53	15654	1	OAK LAWN ILL	10,000.00	91.8090000	9,265.43	4.512	12/01/2035		
671409G53	16135	1	OAK LAWN ILL	10,000.00	96.4200000	9,659.85	4.512	12/01/2035		
679225BW1	14240	1	OLMUEE COUNTY	10,000.00	90.8900000	9,877.60	1.650	12/01/2026		
GC67225BW1	14533	1	OLMUEE COUNTY	10,000.00	86.0900000	9,801.01	1.650	12/01/2026		
686087X51	14769	1	OREGAN STATE	110,000.00	100.0820000	110,055.10	5.202	01/01/2031		
688028KU2	16058	1	OSCEOLA CNTY FL	10,000.00	103.3450000	10,188.05	6.658	04/01/2027		
68803PDD9	14241	1	OSCEOLA CO	10,000.00	95.6310000	9,791.95	3.632	10/01/2029		
692160SJA	15306	1	OYSTER BAY N Y	10,000.00	80.6960000	8,350.30	2.250	08/15/2035		
GC70869PMR5	14445	1	PA ECO DEV FA	150,000.00	86.2210000	149,307.90	1.364	06/15/2026		
70643UCV9	15311	1	PEMBROKE PINES	10,000.00	99.1410000	9,928.88	4.706	10/01/2033		
717893U25	16456	1	PHILADELPHIA PA	5,000.00	78.4990000	3,925.24	2.539	07/01/2036		
721901LB0	15371	1	PIMA CNTY ARIZ	5,000.00	90.5600000	4,725.16	1.813	04/01/2028		
721901LA2	16447	1	PIMA CNTY ARIZ	10,000.00	96.9800000	9,718.47	1.613	04/01/2027		
73208PBL4	14847	1	Pomona CA Pen O	40,000.00	84.9300000	36,279.61	3.003	08/01/2030		
75637PAK3	14795	1	Red Bluff Calif	15,000.00	81.2640000	13,176.35	2.476	07/15/2031		
75637PAK3	14919	1	Red Bluff Calif	10,000.00	77.1700000	8,462.13	2.476	07/15/2031		
GC76913CBG2	14474	1	RIVERSIDE	20,000.00	88.3000000	19,213.08	3.070	02/15/2028		
GC76913CBG2	14534	1	RIVERSIDE	15,000.00	88.1120000	14,396.22	3.070	02/15/2028		
76913CBG2	14817	1	RIVERSIDE	10,000.00	91.6300000	9,663.95	3.070	02/15/2028		
76913CBG2	14820	1	RIVERSIDE	5,000.00	92.1300000	4,844.63	3.070	02/15/2028		
76913CBG2	15141	1	RIVERSIDE	10,000.00	92.6400000	9,654.03	3.070	02/15/2028		
772487N34	16056	1	ROCK ISLAND ILL	110,000.00	87.7360000	98,049.49	3.700	12/01/2031		
777543YP8	15232	1	ROSEMONT IL	10,000.00	94.2430000	9,854.17	2.213	12/01/2026		
777543YR4	15236	1	ROSEMONT IL	15,000.00	91.4560000	14,230.05	2.646	12/01/2028		
777543YR4	15553	1	ROSEMONT IL	10,000.00	91.4950000	9,438.24	2.646	12/01/2028		
79467BGAT	14668	1	Sales Tax IL	15,000.00	100.0000000	15,005.90	4.847	01/01/2031		
79467BGAT	14783	1	Sales Tax IL	10,000.00	99.3390000	9,958.90	4.847	01/01/2031		
79467BGAT	14821	1	Sales Tax IL	5,000.00	98.6900000	4,958.74	4.847	01/01/2031		
79625GNB5	16169	1	SAN ANTONIO TEX	60,000.00	100.5500000	60,322.27	5.469	02/01/2045		
79625GNB5	16203	1	SAN ANTONIO TEX	65,000.00	100.9310000	65,592.17	5.469	02/01/2045		
79667DBU8	14848	1	SAN BERNARDINO C	30,000.00	82.0700000	26,675.54	2.482	09/01/2030		
80083EAL5	14963	1	SAN CALIFORNIA	10,000.00	81.7600000	8,678.30	2.542	07/15/2032		
79758UAG6	15239	1	SAN FERNANDO CA	10,000.00	90.6400000	9,538.54	1.599	01/01/2028		
79758UAL5	15348	1	SAN FERNANDO CA	15,000.00	83.0700000	12,999.69	2.195	01/01/2032		
79765DV56	16132	1	SAN FRAN CALIF C	15,000.00	88.9440000	13,415.39	3.800	04/01/2037		
79765DV56	16263	1	SAN FRAN CALIF C	25,000.00	88.7160000	22,249.00	3.800	04/01/2037		
798544CC4	15307	1	SAN LUIS	10,000.00	82.8490000	8,545.21	2.630	03/01/2035		
801139AE6	14618	1	SANTA ANA CALIF	75,000.00	87.1420000	74,324.58	1.176	08/01/2026		
797299MT8	16448	1	SAN DIEGO CALIF PUB REV	20,000.00	91.1000000	18,229.93	2.396	10/15/2030		

Portfolio CINV

AP

AT (PRF DT) 7.3.11  
Report Ver 7.3.11

St. Clair County Investments  
Investments by All Types  
April 30, 2026

CUSIP	Investment #	Pool	Issuer	Par Value	Purchase Price	Book Value	Current Rate	Maturity Date	Call Date	Call Price
<b>Municipal Bonds</b>										
816459QY0	14252	1	SELMA AL GO	15,000.00	94.5710000	14,806.66	2.750	07/01/2027		
816459QZ7	16061	1	SELMA AL GO	20,000.00	95.6590000	19,339.32	2.900	07/01/2028		
825437AY2	16300	1	SHREVEPORT LA A	5,000.00	99.5200000	4,977.14	4.625	01/01/2030		
834775GZ5	15694	1	SOMERSET KY INDP T	70,000.00	87.7860000	62,314.54	3.700	12/01/2035		
838536JW1	16391	1	SOUTH JERSEY TR	10,000.00	99.0300000	9,922.05	3.120	11/01/2026		
85732PCD0	16301	1	STATE PUB SCH BLDG	5,000.00	100.6800000	5,022.78	5.426	09/15/2026		
788250CN6	16398	1	ST CLAIR CNTY IL	5,000.00	78.6000000	3,938.59	2.850	07/01/2038	01/01/2030	100.0000000
788250CN6	16449	1	ST CLAIR CNTY IL	10,000.00	79.6800000	7,972.34	2.850	01/01/2038	01/01/2030	100.0000000
793077DB3	15349	1	ST PAUL MINN SA	10,000.00	89.8010000	9,118.51	3.887	11/01/2035		
452227SUS	15198	1	ST SIS TAX REV	5,000.00	82.2480000	4,314.31	2.509	06/15/2032	06/15/2031	100.0000000
903507BH5	16210	1	UCF STAD CORP FLA	10,000.00	99.4900000	9,953.73	4.700	03/01/2030		
903674BD0	14849	1	UKIAH CALIF PUB	75,000.00	86.1800000	68,804.73	3.076	04/01/2030		
903674BD0	15115	1	UKIAH CALIF PUB	15,000.00	89.1440000	13,941.92	3.076	04/01/2030		
903674BD0	15117	1	UKIAH CALIF PUB	10,000.00	89.3190000	9,303.74	3.076	04/01/2030		
903674BD0	15139	1	UKIAH CALIF PUB	25,000.00	89.3600000	23,261.20	3.076	04/01/2030		
903674BD0	15142	1	UKIAH CALIF PUB	5,000.00	88.5800000	4,623.08	3.076	04/01/2030		
903674BD0	15167	1	UKIAH CALIF PUB	10,000.00	88.7700000	9,247.06	3.076	04/01/2030		
91412HFN8	16209	1	UNIVERSITY CA	10,000.00	98.7700000	9,988.96	1.266	05/15/2026		
91412HFN8	16217	1	UNIVERSITY CA	20,000.00	98.8500000	19,977.32	1.266	05/15/2026		
916087AP4	16383	1	UPPER MOHAWK VY N	10,000.00	98.3820000	9,870.31	1.700	12/01/2026		
917437T12	15709	1	UTAH HSG CORP	150,000.00	100.0000000	150,000.00	5.346	01/01/2037		
9523472N1	15695	1	WEST CONTRA COS	10,000.00	84.8150000	8,704.84	2.612	08/01/2032		
947729ER6	15597	1	WEBSTER CITY IOWA	20,000.00	90.1650000	18,240.18	4.200	11/01/2036		
976595GY8	15240	1	WI CTR DIST TAX	75,000.00	90.9490000	70,894.87	2.514	12/15/2028		
969080JN1	16024	1	WILL GRUNDY ETC	5,000.00	73.3800000	3,756.28	2.450	06/01/2037		
973891HM9	15138	1	Winfield IL	10,000.00	83.0300000	8,825.80	2.100	01/01/2031		
95662NKS2	16029	1	WEST VIRGINIA ST	100,000.00	100.0000000	100,000.00	5.610	11/01/2037		
IG-010047FL7	14393	1	AKRON OH	10,000.00	81.2500000	8,939.41	3.010	12/01/2030		
010047FL7	15815	1	AKRON OH	15,000.00	88.4300000	13,590.07	3.010	12/01/2030		
010604CY0	15465	1	ALABAMA ST PORT	15,000.00	96.7300000	14,749.09	3.679	10/01/2027		
010604CZ7	15816	1	ALABAMA ST PORT	15,000.00	96.0970000	14,582.85	3.829	10/01/2028	10/01/2027	100.0000000
023362SP2	15500	1	AMBRIDGE PA ARE	25,000.00	77.2780000	20,025.02	2.593	11/01/2035		
040484YQ4	15817	1	ARIZONA BRD REG	25,000.00	94.2372000	24,271.24	1.393	06/01/2027		
040484XP7	15818	1	ARIZONA BRD REG	110,000.00	96.4650000	109,256.97	2.212	08/01/2026		
055022AL1	14864	1	AZUSA CALIF PEN	10,000.00	80.3900000	8,667.57	2.785	08/01/2031		
055022AL1	15174	1	AZUSA CALIF PEN	10,000.00	86.6200000	9,017.93	2.785	08/01/2031		
055022AH0	15522	1	AZUSA CALIF PEN	25,000.00	91.6530000	23,693.77	2.435	08/01/2028		
072024XK3	15826	1	BAY AREA TOLL A	10,000.00	80.0650000	8,271.05	2.319	04/01/2033		
074429BM2	15148	1	Beaumont California	10,000.00	78.3500000	8,351.85	2.397	09/01/2032		
074429AZ4	15827	1	Beaumont California	115,000.00	78.4100000	92,700.14	2.645	09/01/2035	09/01/2030	100.0000000

Portfolio CINV

AP

AT (PRF\_DT) 7.3.11  
Report Ver 7.3.11

St. Clair County Investments  
Investments by All Types  
April 30, 2026

CUSIP	Investment #	Pool	Issuer	Par Value	Purchase Price	Book Value	Current Rate	Maturity Date	Call Date	Call Price
<b>Municipal Bonds</b>										
078010NT8	16139	1	BELL CNTY KY SCH	40,000.00	98.2930000	39,339.23	5.300	09/01/2043		
078671GW8	15828	1	BELLEFONTAINE O	5,000.00	94.0000000	4,893.40	1.286	12/01/2026		
097552UL5	15829	1	BOLINGBROOK ILL	10,000.00	72.5890000	7,529.39	2.568	01/01/2036		
099032GT5	15830	1	BOONE MCHENRY	15,000.00	91.3000000	14,065.77	2.562	01/01/2029		
105710AL1	15539	1	BRAWLEY CALIF P	80,000.00	92.2600000	75,048.46	4.019	09/01/2031		
10623ACC5	15925	1	BRAZOS TEX HIGH	5,000.00	91.8000000	4,696.40	2.714	04/01/2029		
109853JL8	15831	1	BRISTOL CONN	10,000.00	90.5200000	9,185.53	3.850	10/15/2032		
IG-110290NC3	14416	1	BRISTOL TWP	30,000.00	83.5700000	27,356.57	3.050	08/01/2030		
111746JK0	15384	1	BROCKTON MASS	20,000.00	81.0000000	16,677.06	3.038	11/01/2035		
116093RF4	15385	1	Brownsburg IN RD	15,000.00	86.2000000	13,196.00	3.650	08/01/2035		
11870PAL2	15832	1	BUCKSKIN FIRE DI	50,000.00	81.3100000	41,727.10	3.150	07/01/2034		
12022GAN3	15833	1	BULLHEAD CITY A	15,000.00	78.4700000	12,141.00	2.682	07/01/2034		
IG-12022GAH6	14417	1	BULLHEAD CITY	10,000.00	79.2000000	9,016.51	2.052	07/01/2029		
13032LXP8	15835	1	CALIFORNIA HEAL	35,000.00	92.6400000	33,696.96	1.368	06/01/2027		
13034AN71	15836	1	CALIFORNIA HEAL	20,000.00	93.1000000	19,276.40	1.809	07/01/2027		
13034ANF3	15837	1	CALIFORNIA HEAL	5,000.00	95.2200000	4,874.68	2.870	07/01/2027		
13077DQF0	15386	1	CALIFORNIA ST UNI	10,000.00	75.8160000	7,885.21	2.374	11/01/2035	11/01/2031	100.0000000
13063DR7	15580	1	CALIFORNIA ST UNI	25,000.00	83.4020000	21,309.15	3.500	10/01/2036	10/01/2029	100.0000000
130179L40	15834	1	CALIFORNIA EDL UNIV EDUC	15,000.00	89.8640000	13,748.90	3.561	04/01/2031	04/01/2027	100.0000000
14055RCF0	15388	1	CAPITOL AREA DE	10,000.00	91.4390000	9,015.84	2.458	10/01/2028		
143287DN7	15841	1	CARMEL IND LOC	10,000.00	88.4800000	14,614.29	3.491	07/15/2032		
14329NFK5	15842	1	CARMEL IND REDE	15,000.00	93.8000000	14,614.29	1.409	02/01/2027		
13080SD26	15060	1	California Stew Comnty Dev	240,000.00	85.0000000	219,731.90	2.040	04/01/2029		
13080SD92	15387	1	California Stew Comnty Dev	30,000.00	90.5560000	28,344.70	1.905	04/01/2028		
13080SZS6	15501	1	California Stew Comnty Dev	10,000.00	82.2300000	8,615.64	1.877	02/01/2031		
13080SD84	15502	1	California Stew Comnty Dev	15,000.00	92.1740000	14,524.68	1.730	04/01/2027		
13080SE34	15503	1	California Stew Comnty Dev	10,000.00	84.9180000	8,877.80	2.140	04/01/2030		
13080SD84	15572	1	California Stew Comnty Dev	5,000.00	92.3020000	4,841.43	1.730	04/01/2027		
13080SE83	16144	1	California Stew Comnty Dev	15,000.00	81.4850000	12,374.73	2.580	04/01/2035		
15407OAR7	15658	1	CENTRAL MARIN P	20,000.00	79.9700000	16,383.67	2.898	02/01/2037		
156792KR3	15389	1	CERRITOS CALIF	10,000.00	79.7420000	8,234.52	2.768	08/01/2035	02/01/2031	100.0000000
167393NQ6	14672	1	Chicago Heights	15,000.00	95.7070000	14,901.87	3.855	12/01/2026		
16557HGA7	15523	1	CHESTER CNTY PA	15,000.00	81.1650000	12,625.45	2.574	06/01/2033		
17132EBP8	15843	1	CHULA VISTA CAL	25,000.00	88.7400000	22,529.75	3.775	12/01/2033		
19648GGS5	15974	1	COLORADO HSG & FIN	45,000.00	100.0000000	45,000.00	5.337	11/01/2033		
19951ABE5	16188	1	COLUMBUS OHIO ME	40,000.00	100.5000000	40,195.19	5.950	12/01/2043		
19671IOA6	15847	1	COLORADO ST CTF	10,000.00	90.2700000	9,149.71	3.969	09/01/2033		
197036PW0	15848	1	COLTON CALIF JT	30,000.00	77.1900000	23,859.56	2.571	08/01/2035		
20775JFE4	16182	1	CONNECTICUT HOUSING FINANCE	75,000.00	100.0000000	75,000.00	4.983	11/15/2036		

St. Clair County Investments  
Investments by All Types  
April 30, 2026

CUSIP	Investment #	Pool	Issuer	Par Value	Purchase Price	Book Value	Current Rate	Maturity Date	Call Date	Call Price
<b>Municipal Bonds</b>										
213471HK4	14206	1	COOK COUNTY	35,000.00	82.3390000	31,600.26	1.700	12/01/2030		
215260MP2	15446	1	COOK COUNTY	10,000.00	83.0600000	8,537.04	3.037	12/01/2034		
214183ML1	15570	1	COOK COUNTY	10,000.00	87.2200000	8,875.80	4.000	12/01/2035	12/01/2027	100.0000000
215260ML1	15849	1	COOK COUNTY	10,000.00	85.2200000	8,757.52	2.737	12/01/2031	12/01/2030	100.0000000
220228BV1	15286	1	CORPUS CHRISTI	5,000.00	87.7210000	4,483.64	3.067	12/01/2034		
220113TY0	16104	1	CORPUS CHRISTI	75,000.00	101.1010000	75,790.05	5.450	03/01/2040		
IG-21969AAH5	14419	1	CORONA CALIFORNIA	30,000.00	80.7400000	27,345.71	2.042	05/01/2029		
GC-21969AAH5	14538	1	CORONA CALIFORNIA	55,000.00	80.3740000	50,013.75	2.042	05/01/2029		
22162ABN4	15850	1	COSUMES CMNTY	20,000.00	84.9800000	17,275.08	3.625	09/01/2036		
230614QD4	15851	1	CUMBERLAND CNTY PA	35,000.00	80.0500000	28,790.63	3.000	11/01/2034		
2350366Y1	15629	1	DALLAS FORT WOR	5,000.00	78.8000000	4,047.36	2.896	11/01/2036		
235839DYO	15293	1	DANA POINT CALL	15,000.00	80.3990000	12,488.84	2.493	09/01/2035		
258864AQ0	15447	1	DOUGLAS ARIZONA	25,000.00	77.7750000	20,127.08	2.686	01/01/2036	01/01/2031	100.0000000
273695XA9	15246	1	EAST MOLINE IL	15,000.00	86.0980000	13,339.19	3.122	01/15/2033		
282659BEO	15391	1	El Cajon Calif	10,000.00	82.7100000	8,594.90	2.390	04/01/2032		
283062E06	15852	1	EL DORADO CALIF	35,000.00	79.6300000	28,965.36	1.827	03/01/2032		
284035AL6	15853	1	EL SEGUNDO CALI	10,000.00	82.2400000	8,484.15	2.417	07/01/2032		
291180AM9	15581	1	EMERYVILLE CALIF MULT HSG	10,000.00	93.1700000	9,400.85	4.610	08/01/2035		
293430CC6	15854	1	ENNIS TEX ECONOMI	5,000.00	92.9200000	4,686.25	4.500	08/01/2034		
341271AH7	15472	1	FLORIDA ST BRD	90,000.00	101.3620000	91,051.61	5.526	07/01/2034		
341271AH7	15524	1	FLORIDA ST BRD	50,000.00	101.2020000	50,516.05	5.526	07/01/2034		
358233CE2	15622	1	FLORENDA ST BRD	25,000.00	101.6573200	25,361.25	5.526	07/01/2034		
36005FBM6	15857	1	FRESNO CALIF UN	30,000.00	79.6520000	24,466.90	2.997	08/01/2036		
367074BM2	15291	1	FULTON CNTY GA	85,000.00	97.3500000	83,696.84	4.071	03/15/2028		
IG-365471AL5	14556	1	GARZA CNTY TEX	15,000.00	101.4170000	15,134.20	4.950	02/01/2029		
365471AL5	14967	1	GARDENA CALIF	40,000.00	83.2000000	36,002.46	2.963	04/01/2031		
365471AL5	15201	1	GARDENA CALIF	15,000.00	87.5700000	13,736.54	2.963	04/01/2031		
365471AG6	15394	1	GARDENA CALIF	10,000.00	87.6900000	9,100.38	2.963	04/01/2031		
365471AL5	15449	1	GARDENA CALIF	10,000.00	94.3100000	9,771.29	2.366	04/01/2027		
365471AL0	15858	1	GARDENA CALIF	20,000.00	87.8900000	18,101.44	2.963	04/01/2031		
371784HY8	15323	1	GENESE0 ILL	5,000.00	91.1900000	4,676.78	2.763	04/01/2029		
IG-37736QY5	14394	1	GLASSBORO	50,000.00	81.5530000	42,061.19	2.550	02/01/2036		
3788612AN5	14168	1	GLENDORA CALIF PENSI	10,000.00	77.0100000	8,820.89	1.942	01/15/2030		
378612AN5A	14169	1	GLENDORA CALIF PENSI	15,000.00	87.6600000	14,035.80	2.395	06/01/2030		
878612AN5-IG	14621	1	GLENDORA CALIF PENSI	15,000.00	87.9240000	14,056.43	2.395	06/01/2030		
38122NBZ7	14180	1	GOLDEN ST TOBACCO	5,000.00	81.7650000	4,497.27	2.395	06/01/2030		
GC-38122NC75	14203	1	GOLDEN ST TOBACCO	135,000.00	89.4800000	129,939.90	2.086	06/01/2028		
IG-38122NC83	14421	1	GOLDEN ST TOBACCO	30,000.00	90.4800000	28,975.61	2.532	06/01/2028		
GC-38122NC75	14539	1	GOLDEN ST TOBACCO	20,000.00	82.8100000	18,397.24	2.587	06/01/2029		
				25,000.00	83.3100000	23,441.55	2.532	06/01/2028		

St. Clair County Investments  
Investments by All Types  
April 30, 2026

CUSIP	Investment #	Pool	Issuer	Par Value	Purchase Price	Book Value	Current Rate	Maturity Date	Call Date	Call Price
<b>Municipal Bonds</b>										
38122NB27	14756	1	GOLDEN ST TOBACCO	5,000.00	88.2700000	4,759.63	2.086	06/01/2028		
38122NC83	14757	1	GOLDEN ST TOBACCO	10,000.00	87.2860000	9,355.59	2.587	06/01/2029		
38122NB27	15395	1	GOLDEN ST TOBACCO	10,000.00	90.8600000	9,447.62	2.086	06/01/2028		
38122NC67	15396	1	GOLDEN ST TOBACCO	10,000.00	93.7500000	9,723.33	2.332	06/01/2027		
38122NC75	15397	1	GOLDEN ST TOBACCO	10,000.00	91.8300000	9,506.24	2.532	06/01/2028		
38122ND33	15398	1	GOLDEN ST TOBACCO	200,000.00	85.4480000	176,226.12	3.037	06/01/2032	12/01/2031	100.0000000
38122NC75	15450	1	GOLDEN ST TOBACCO	10,000.00	92.1400000	9,523.83	2.532	06/01/2028		
38122ND33	15473	1	GOLDEN ST TOBACCO	170,000.00	85.4000000	149,695.26	3.037	06/01/2032	12/01/2031	100.0000000
38122NC59	15505	1	GOLDEN ST TOBACCO	10,000.00	96.1100000	9,977.34	2.158	06/01/2028		
38122NC75	15506	1	GOLDEN ST TOBACCO	20,000.00	92.0800000	19,038.06	2.532	06/01/2028		
384712EW1	14179	1	GRAHAM TX GO	95,000.00	89.6150000	90,375.67	2.420	08/15/2029		
38724ADE3	16227	1	GRANITE CITY ILL	20,000.00	95.7240000	19,172.80	4.580	03/01/2037		
408431CH5	15859	1	HAMMOND IND SAN	20,000.00	80.4000000	16,651.14	2.100	07/15/2032		
408431CK8	15860	1	HAMMOND IND SAN	15,000.00	77.8400000	12,101.70	2.200	07/15/2033		
414792LP4	15451	1	HARRISBURG PA	15,000.00	78.3910000	12,160.32	2.729	12/01/2035		
414792LP4	15861	1	HARRISBURG PA	105,000.00	77.0200000	83,270.67	2.729	12/01/2035		
412882WV4	15909	1	HARLINGEN TEX	20,000.00	89.9020000	18,168.32	4.140	08/15/2036		
419792ZB5	15474	1	HAWAII ST ARPTS	10,000.00	73.0130000	7,615.94	2.145	08/01/2036	08/01/2030	100.0000000
428061EM3	15582	1	HESPERIA CALIF	10,000.00	81.0830000	8,413.54	2.539	02/01/2033		
430034BB3	15712	1	HIGHLAND CALIF	15,000.00	96.7900000	14,800.30	3.125	02/01/2027		
432275A14	15863	1	HILLSBOROUGH CN	10,000.00	98.7250000	9,963.98	4.151	10/01/2026		
IG-43232VVJ7	14395	1	HILLSBORO	40,000.00	85.9000000	40,051.23	5.146	06/01/2027		
432094AC4	15526	1	HILLSBORO	40,000.00	100.2870000	40,051.23	5.146	06/01/2027		
438687EQ4	15527	1	HONOLULU HAWAII	10,000.00	88.7200000	9,001.86	4.004	09/01/2036		
443730PD2	15528	1	HUDSON CNTY N J	15,000.00	77.1880000	12,019.37	2.479	06/01/2035		
45203ML25	15864	1	ILLINOIS HSG DE	10,000.00	97.3500000	9,805.56	4.452	04/01/2029		
452153GR4	15452	1	ILLINOIS ST	10,000.00	100.1600000	10,000.00	5.213	05/01/2026		
457074BL5	15453	1	INGLEWOOD CALIF	15,000.00	88.3800000	13,610.23	3.182	09/01/2031		
491196Z53	15868	1	KENTUCKY ASSN OF COUNTIES FIN	15,000.00	84.0100000	12,974.34	2.700	02/01/2032		
491034AM6	15867	1	Kenton County	45,000.00	91.0600000	41,528.16	4.226	01/01/2033		
494242SO4	15869	1	KILLINGLY CONN	45,000.00	86.1300000	39,355.84	3.750	05/01/2036		
495731BD2	15870	1	KINGMAN ARIX EXC	20,000.00	77.3200000	15,982.21	2.480	07/15/2034		
503433AH7	14208	1	LAHABRA CALIF PENSI	10,000.00	90.1200000	9,541.29	2.473	08/01/2029		
86459ADQ2	14182	1	LAKE ELSHORE	50,000.00	89.7260000	48,317.41	2.023	03/01/2028		
50962CBH6	14946	1	Lake Elsinore CA	250,000.00	77.2340000	211,083.76	2.330	09/01/2031		
512246NNS	15401	1	LAKEVIEW MICH CMN	100,000.00	73.0000000	75,755.56	2.400	05/01/2038		
513802BC1	15402	1	LANCASTER CALIF	10,000.00	95.0700000	9,570.35	4.750	08/01/2035		
513802BC1	15403	1	LANCASTER CALIF	100,000.00	95.2830000	95,889.14	4.750	08/01/2035		
516447CX5	14207	1	LANSING MI	15,000.00	96.7300000	14,782.00	3.450	05/01/2029		
IG-516447CX5	14395	1	LANSING MI	15,000.00	89.1800000	14,254.74	3.450	05/01/2029		

Portfolio CINV

AP

AT (PRE DT) 7.3.11

Report Ver: 7.3.11

St. Clair County Investments  
Investments by All Types  
April 30, 2026

CUSIP	Investment #	Pool	Issuer	Par Value	Purchase Price	Book Value	Current Rate	Maturity Date	Call Date	Call Price
<b>Municipal Bonds</b>										
516477CXS	14824	1	LANSING MI	5,000.00	91.6500000	4,781.96	3.450	05/01/2029		
50420BDF6	14170	1	LA QUINTA CA	45,000.00	90.7790000	44,661.73	1.418	09/01/2026		
IG-50420BDF6	14364	1	LA QUINTA CA	20,000.00	86.5850000	19,770.43	1.418	09/01/2026		
50420BDC4	15399	1	LA QUINTA CA	10,000.00	91.9300000	9,601.07	1.728	09/01/2027		
50420BDCX8	15400	1	LA QUINTA CA	15,000.00	93.1870000	14,159.13	4.217	09/01/2032	09/01/2026	100.0000000
504516EUS	14181	1	LASALLE CNTY	100,000.00	89.2390000	95,581.39	2.150	12/15/2028		
546462EP3	14826	1	LA ST ENGY & PW	10,000.00	77.0630000	8,411.89	2.332	06/01/2032		
546462EN8	14827	1	LA ST ENGY & PW	15,000.00	77.0980000	12,621.46	2.332	06/01/2032		
526641BR6	14948	1	LA ST ENGY & PW	10,000.00	77.7350000	12,737.23	2.182	06/01/2031	06/01/2030	100.0000000
527300LC9	16113	1	LEMON GROVE CAL	10,000.00	87.5100000	8,928.19	3.631	08/01/2034		
534272N21	15204	1	LINCOLN NE ELEC	30,000.00	101.1710000	30,324.35	4.880	08/15/2033		
53820AAL8	15871	1	LIVERMORE CALIF	15,000.00	76.6760000	12,176.31	1.799	09/01/2033		
544646A69	15405	1	LOS ANGELES CAL	10,000.00	82.2200000	8,498.38	2.365	02/01/2032		
544445U72	15872	1	LOS ANGELES CAL	10,000.00	101.9440000	100,822.37	5.981	05/01/2027		
53945CLA6	15873	1	LOS ANGELES CAL	15,000.00	92.6800000	9,637.39	1.425	05/15/2027		
54660DAG4	15477	1	LOUISVILLE & JE	10,000.00	91.0490000	13,831.88	4.040	06/01/2033		
IG-546399MQ6	14423	1	LOUISIANA PUBLIC FAC	15,000.00	82.4300000	13,771.35	2.410	06/01/2029		
546850CC0	15408	1	LOUISVILLE KY R	15,000.00	97.4400000	14,764.34	4.133	07/01/2028		
5462827E8	15874	1	LOUISIANA LOC GO	10,000.00	90.6200000	9,207.81	3.750	02/01/2032		
546540SJS	15530	1	LOUISIANA ST UN	25,000.00	77.4190000	20,014.09	2.711	07/01/2036		
551537AH6	15875	1	LYNN HAVEN FLA RE	10,000.00	91.9500000	9,452.52	2.500	08/01/2028		
551788DN5	15876	1	LYNWOOD CALIF	70,000.00	84.5400000	60,271.39	3.810	10/01/2035		
555512LL7	16041	1	MACON & MOULTRIE	75,000.00	79.8430000	60,889.61	2.650	12/01/2036		
555512LL7	16065	1	MACON & MOULTRIE	50,000.00	79.8430000	40,581.53	2.650	12/01/2036		
555512JP8	16069	1	MACON & MOULTRIE	50,000.00	76.6620000	38,900.72	2.950	12/01/2039		
56042RZ47	15531	1	MAINE HEALTH & UNIV EDUC	10,000.00	84.9980000	8,809.57	2.546	07/01/2031		
56453RBRG8	14866	1	MANTECA CALIFORNIA	80,000.00	77.5600000	67,216.67	2.593	10/01/2032		
56453RBRH6	15379	1	MANTECA CALIFORNIA	10,000.00	83.8100000	8,637.22	2.713	10/01/2033	04/01/2030	100.0000000
56453RBRG8	15406	1	MANTECA CALIFORNIA	20,000.00	83.2900000	17,243.83	2.593	10/01/2032		
574346CR7	16228	1	MARYVILLE CALI	10,000.00	82.5900000	8,314.75	2.966	06/01/2037		
566027AV0	15288	1	MARBLE FALLS TEX	20,000.00	99.5000000	19,913.64	4.750	08/01/2036		
566027BD9	15877	1	MARBLE FALLS TEX	15,000.00	95.9000000	14,555.91	4.000	02/01/2029		
57419UUV8	15991	1	MARYLAND ST CMN	25,000.00	100.0000000	25,000.00	5.413	09/01/2033		
5742183K7	15546	1	MARYLAND ST HEA	25,000.00	95.9680000	24,529.60	3.309	07/01/2027		
57583UXX1	15407	1	MASSACHUSETTS S	35,000.00	101.1000000	35,251.97	5.353	12/01/2028		
584556GM0	15878	1	MEDICAL CTR EDL	5,000.00	92.4200000	4,808.29	1.425	06/01/2027		
58612HAP5	15409	1	MEMPHIS-SHELBY C	15,000.00	77.7060000	12,037.66	2.680	12/01/2036		
58612HAN0	15454	1	MEMPHIS-SHELBY C	40,000.00	77.6790000	32,178.01	2.530	12/01/2035	12/01/2029	100.0000000
592643DY3	14171	1	MET WA DC ARPT	175,000.00	89.2980000	166,078.21	2.471	10/01/2029		

Portfolio CINV

AP

AT (PRF\_DT) 7.3.11  
Report Ver 7.3.11

St. Clair County Investments  
Investments by All Types  
April 30, 2026

CUSIP	Investment #	Pool	Issuer	Par Value	Purchase Price	Book Value	Current Rate	Maturity Date	Call Date	Call Price
<b>Municipal Bonds</b>										
593333PR7	14176	1	MIAMI DADE	15,000.00	98.4100000	14,886.21	3.862	10/01/2029		
593333NU68	14183	1	MIAMI DADE	50,000.00	86.8000000	46,859.57	2.036	10/01/2029		
593333P6U7	15410	1	MIAMI DADE	10,000.00	83.6900000	8,654.91	2.649	10/01/2032	10/01/2029	100.0000000
IG-59447TWG4	14425	1	MICHIGAN FIN	15,000.00	83.8900000	13,645.89	3.210	11/01/2030		
594654UV9	15411	1	MICHIGAN ST HSG	15,000.00	101.9700000	15,193.40	5.552	12/01/2028		
594654PU3	15455	1	MICHIGAN ST HSG	10,000.00	81.5300000	8,513.82	2.114	12/01/2031		
594654PJ8	15879	1	MICHIGAN ST HSG	5,000.00	94.0300000	4,893.93	1.198	12/01/2026	12/01/2030	100.0000000
59830RAH5	15532	1	MIDWEST CITY OKLA	10,000.00	97.3950000	9,839.25	4.200	07/01/2028		
IG-602366VP8	14424	1	MILWAUKEE WI	60,000.00	83.5500000	54,862.09	2.870	03/01/2030		
603827YC4	15980	1	MINNEAPOLIS & S	15,000.00	91.7900000	13,937.22	4.196	01/01/2033		
60416UHR9	15261	1	MINNESOTA ST HS	85,000.00	100.0000000	85,000.00	5.223	07/01/2035		
60416T2B3	15478	1	MINNESOTA ST HS	10,000.00	100.9500000	10,052.44	5.364	01/01/2028		
60416URAS	15660	1	MINNESOTA ST HS	100,000.00	100.0000000	100,000.00	5.846	07/01/2045	01/01/2034	100.0000000
60416UX17	16141	1	MINNESOTA ST HS	75,000.00	100.0000000	75,000.00	5.644	07/01/2045	07/01/2033	100.0000000
608657CS1	15456	1	MOLINE ILL	15,000.00	80.1800000	12,364.56	2.409	12/01/2036		
612193AJ1	14967	1	MONTCLAIR CALIF	10,000.00	79.0800000	8,614.92	3.459	06/01/2031		
612193AK8	15412	1	MONTCLAIR CALIF	20,000.00	83.5600000	17,314.17	2.649	06/01/2032	06/01/2031	100.0000000
611101MQ6	15881	1	MONROE MICHIGAN	5,000.00	88.4900000	4,491.74	3.840	05/01/2034		
612043KM0	15882	1	MONTANA FAC FIN	25,000.00	99.2200000	24,973.47	4.785	07/01/2026		
612496AZZ	14196	1	MONTREY CA	15,000.00	95.2500000	14,813.42	2.900	09/01/2027		
61255QAH9	14792	1	MONTREY CA	135,000.00	81.8900000	122,235.26	1.793	06/01/2029		
61255QAH8	14928	1	MONTREY CA	25,000.00	79.6200000	22,191.93	1.793	06/01/2029		
612496BC2	15883	1	MONTREY CA	50,000.00	85.7100000	43,660.16	3.450	09/01/2034		
61255QAM8	15884	1	MONTREY CA	390,000.00	78.4340000	316,825.70	2.193	06/01/2033	06/01/2031	100.0000000
613801DK6	14209	1	MONTGOMERY COUNTY	105,000.00	87.4200000	87,420.000	2.180	05/01/2030		
IG-613601DK6	14542	1	MONTGOMERY COUNTY	70,000.00	79.3310000	62,274.99	2.180	05/01/2030		
61255ACC4	15413	1	MONTTE VISTA CALL	10,000.00	84.1190000	8,690.29	2.810	10/01/2032		
61685PEC7	15414	1	MORENO VALLEY C	10,000.00	82.7200000	8,592.05	2.354	05/01/2032		
61685PER5	15415	1	MORENO VALLEY C	10,000.00	81.6800000	8,466.74	2.504	05/01/2033		
620191AR7	15885	1	MOULTON ALA UTILS	50,000.00	78.3100000	40,133.90	2.900	01/01/2037	05/01/2026	100.0000000
624410HQ2	15886	1	MOUNTAIN VIEW C	5,000.00	97.7200000	4,938.27	3.985	08/01/2027		
62620HCNOA	14163	1	MUNICIPAL ELECTRIC	50,000.00	88.5900000	47,621.88	2.257	01/01/2029		
62620HCM2	14184	1	MUNICIPAL ELECTRIC	105,000.00	88.9400000	101,435.91	2.117	01/01/2032		
627679JL8	15416	1	MUSKEGON CNTY M	10,000.00	91.0500000	9,260.23	3.858	11/01/2028		
63968MM55	15479	1	NEBRASKA INVT FI	15,000.00	98.6280000	14,869.73	4.560	09/01/2028		
64084FNU1	15507	1	NESHAMMY PA SCH	25,000.00	73.9820000	19,295.17	2.370	11/01/2036		
641279E91	15661	1	NEVADA HSG DIV	100,000.00	100.0000000	100,000.00	5.269	10/01/2037	04/01/2034	100.0000000
64990FV65	14185	1	NEW YORK	10,000.00	94.0650000	9,743.12	3.159	03/15/2029		
64469HCH3	16307	1	NEW HAMPSHIRE S	50,000.00	100.0000000	50,000.00	4.942	07/01/2036	01/01/2034	100.0000000
645021CF1	14856	1	NEW HAVEN CONN	10,000.00	80.3800000	8,620.47	2.862	08/01/2032		

St. Clair County Investments  
Investments by All Types  
April 30, 2026

CUSIP	Investment #	Pool	Issuer	Par Value	Purchase Price	Book Value	Current Rate	Maturity Date	Call Date	Call Price
<b>Municipal Bonds</b>										
64469MFK2	15887	1	NEW HAMPSHIRE ST	15,000.00	79.1200000	12,192.18	2.720	07/01/2035		
64542WBH2	15888	1	NEW HOPE CULTUR	10,000.00	86.4500000	8,775.66	3.782	04/01/2036		
64613CEZ7	15417	1	NEW JERSEY ST T	10,000.00	99.4300000	9,995.31	4.608	06/15/2026		
646066Y0	15889	1	NEW JERSEY ST T	5,000.00	95.6700000	4,886.48	2.979	07/01/2027		
646066Z3	15927	1	NEW JERSEY ST T	30,000.00	86.7500000	26,466.13	3.640	07/01/2034		
646066SR7	15967	1	NEW JERSEY ST T	10,000.00	86.1220000	8,729.98	3.836	09/01/2036	09/01/2027	100.0000000
650468LM1	15721	1	NEWARK OHIO CITY	5,000.00	94.1900000	4,896.78	1.299	12/01/2026		
647719QL0	15248	1	NEW ORLEANS LA	30,000.00	76.2100000	23,886.90	2.291	06/01/2036		
647733ML3	15418	1	NEW ORLEANS LA	10,000.00	74.5810000	7,774.79	2.291	12/01/2035		
64763FUM9	15928	1	NEW ORLEANS LA	10,000.00	87.8300000	8,889.93	4.000	12/01/2036		
IG-64990FY65	14367	1	NEW YORK STATE	35,000.00	88.3400000	33,170.10	3.159	03/15/2029		
64990GT0	15719	1	NEW YORK STATE	15,000.00	94.8400000	14,594.16	2.604	07/01/2027		
64966QCG3	14210	1	New York Community Bank	30,000.00	91.2910000	28,612.00	2.800	08/01/2030		
IG-64966QCG3	14366	1	NEW YORK NY	125,000.00	83.5900000	113,799.38	2.800	08/01/2030		
IG-64966QCG3A	14381	1	NEW YORK NY	145,000.00	82.5000000	131,134.38	2.800	08/01/2030		
649724SH1	15716	1	NEW YORK NY	10,000.00	90.8200000	9,379.67	1.570	07/15/2028		
64971XE07	15717	1	NEW YORK NY	50,000.00	92.0080000	46,674.40	3.880	08/01/2031		
64971QTL1	15718	1	NEW YORK NY	20,000.00	98.2900000	19,890.27	3.900	11/01/2026		
655505BT1	15722	1	NORCO CALIF CMN	55,000.00	86.3500000	48,222.00	3.752	03/01/2036	03/01/2028	100.0000000
658564BD0	15723	1	NORTH CHARLESTON	10,000.00	92.8600000	9,638.83	1.583	06/01/2027		
IG-656457NNA	14600	1	NORRISTOWN	20,000.00	89.2300000	18,927.68	3.709	11/01/2029		
646108G95	15890	1	NEW JERSEY ST HSG	5,000.00	84.2100000	4,297.92	3.300	11/01/2034		
64966WFZ5	15542	1	NEW YORK N Y CITY	20,000.00	83.1000000	17,178.50	2.700	02/01/2033		
64971PLL7	15633	1	NEW YORK N Y CITY	10,000.00	78.1270000	8,105.16	2.236	01/01/2034		
64966LYY1	15891	1	NEW YORK N Y CITY	5,000.00	95.4500000	4,845.28	3.600	08/01/2028		
64966MCG6	15892	1	NEW YORK N Y CITY	10,000.00	95.0300000	9,647.44	3.550	12/01/2028		
650009V34	15480	1	NEW YORK ST	10,000.00	93.1460000	9,621.67	2.550	01/01/2028		
650116BU9	15508	1	NEW YORK TRANSN	10,000.00	92.3110000	9,418.97	3.673	07/01/2030		
650116BC9	15720	1	NEW YORK TRANSN	20,000.00	96.3700000	19,619.33	3.423	07/01/2027		
671409G53	16148	1	OAK LAWN ILL	10,000.00	96.4200000	9,659.85	4.512	12/01/2035		
677561JN3	15725	1	OHIO ST HOSP FA	5,000.00	96.4600000	4,931.59	2.919	01/01/2027		
677704E61	15481	1	OHIO HOMESTY GEN RCPTS	10,000.00	89.5300000	9,312.84	2.000	12/01/2028		
678505FX1	15726	1	OKLAHOMA AGRICULTURE	95,000.00	87.6400000	84,356.92	3.926	08/01/2036		
682832GV6	15419	1	ONONDAGA N Y CI	10,000.00	75.5000000	7,855.24	2.691	12/01/2035		
682832GV6	15482	1	ONONDAGA N Y CI	10,000.00	76.9330000	7,978.53	2.691	12/01/2035		
682832GT1	15621	1	ONONDAGA N Y CI	10,000.00	80.7200000	8,335.93	2.541	12/01/2033		
684100AM2	15326	1	ORANGE CALIF PEN	10,000.00	83.8800000	8,676.14	2.550	06/01/2033	12/01/2030	100.0000000
688028KU2	15420	1	OSCEOLA CNTY FL	20,000.00	103.3600000	20,270.11	6.658	04/01/2027		
IG-688664PU9	14427	1	OSWEGO IL GO	20,000.00	78.2900000	17,801.18	1.800	12/15/2029		
688664PU9	14758	1	OSWEGO IL GO	10,000.00	83.3570000	9,089.66	1.800	12/15/2029		

Portfolio CINV

AP

St. Clair County Investments  
Investments by All Types

April 30, 2026

1-C-6

CUSIP	Investment #	Pool	Issuer	Par Value	Purchase Price	Book Value	Current Rate	Maturity Date	Call Date	Call Price
<b>Municipal Bonds</b>										
688664PK1	16143	1	OSWEGO IL GO	5,000.00	84.6100000	4,257.85	3.672	12/15/2040		
70869PNB9	15509	1	PA ECO DEV FA	10,000.00	78.4960000	8,102.19	2.852	06/15/2036		100.0000000
696624BB0	14188	1	PALM DESERT	145,000.00	97.6300000	143,656.29	3.625	10/01/2028		
704621AG6	15727	1	PEACH CNTY & WARNER	5,000.00	98.8100000	4,995.66	4.000	06/01/2026		
708292KH9	15728	1	PENNINGTON CNTY	15,000.00	92.4600000	14,427.90	1.250	06/01/2027		
IG-707487GT5	14397	1	PENN HILLS	10,000.00	90.9640000	9,497.12	4.750	10/01/2030		
	15483	1	PENNSYLVANIA ST	25,000.00	85.3850000	22,124.29	2.577	05/01/2031		
709224V30	15624	1	PENNSYLVANIA ST	25,000.00	82.3700000	21,040.42	3.293	12/01/2036		
70869HBE4	15421	1	PENNSYLVANIA EC	10,000.00	86.6600000	8,918.80	2.972	03/01/2032		
70869HBE4	15729	1	PENNSYLVANIA EC	5,000.00	85.8100000	4,399.46	2.972	03/01/2032		
714369EG4	15730	1	PERRIS CALIF ELE	20,000.00	76.8700000	15,899.96	2.280	08/01/2034		
717904JP2	15544	1	PHILADELPHIA PA	10,000.00	99.5790000	9,981.99	5.087	03/15/2028		
721901LB0	15422	1	PIMA CNTY ARIZ	100,000.00	90.4400000	94,414.56	1.813	04/01/2028		
72205RFK5	15734	1	PINAL CNTY ARIZONA	40,000.00	96.5930000	39,073.16	4.041	08/01/2028		
72212CAE6	15731	1	PINAL & MARI COP	25,000.00	92.8300000	24,060.11	1.604	07/01/2027		
73208PBM2	14801	1	Pomona CA Pen O	15,000.00	85.6690000	13,601.43	3.153	08/01/2031		
73208PBM2	14986	1	Pomona CA Pen O	10,000.00	87.5100000	9,138.15	3.153	08/01/2031		
73208PBP5	15205	1	Pomona CA Pen O	10,000.00	87.7500000	9,013.50	3.353	08/01/2033	08/01/2030	100.0000000
73208PBM2	15584	1	Pomona CA Pen O	10,000.00	88.4600000	9,071.49	3.153	08/01/2031		
735240R70	15735	1	PORT PORTLAND O	15,000.00	97.6000000	14,951.02	3.214	07/01/2026		
735240S61	15736	1	PORT PORTLAND O	5,000.00	87.2100000	4,433.87	3.915	07/01/2034	07/01/2029	100.0000000
IG-735240S38	14398	1	PORT	20,000.00	86.1800000	18,501.63	3.715	07/01/2030		
735000TN1	14197	1	PORT OAKLAND	145,000.00	91.8420000	145,000.00	1.517	05/01/2026		
735000TN1	15911	1	PORT OAKLAND	10,000.00	81.1919000	10,000.00	1.517	05/01/2026		
738769AK4	15423	1	POWAY CALIF PEN	15,000.00	83.2600000	12,948.87	2.499	06/01/2032		
744829EE8	15457	1	PUEBLO CNTY COL	15,000.00	74.0430000	11,556.49	2.307	09/15/2036		
752111PM0	15737	1	RANCHO CALIF WATER	10,000.00	76.4800000	7,947.60	1.850	08/01/2033		
755553G32	14172	1	READING PA GO	10,000.00	89.1600000	9,477.09	2.399	11/01/2029		
IG-755553G32	14368	1	READING PA GO	5,000.00	82.7000000	4,569.55	2.399	11/01/2029		
755553ZG2	15324	1	READING PA GO	35,000.00	100.1700000	35,046.24	4.671	11/01/2031		
757710UK2	15534	1	REDONDO BEACH CA	10,000.00	74.5690000	7,779.62	2.110	08/01/2035		
75832AAL7	15238	1	REEDLEY CALIF R	20,000.00	78.8300000	16,153.68	2.912	11/01/2036		
7599115C0	15247	1	REG TRANS AUTH I	10,000.00	81.6420000	8,453.62	2.700	06/01/2035		
76221TPA1	15426	1	RHODE ISLAND HSG	10,000.00	80.5660000	8,397.43	2.390	10/01/2032		
763721AH0	15535	1	RICHLAND FACS C	10,000.00	93.4300000	9,620.96	2.732	03/01/2028		
765531GA0	14199	1	RICHTON PARK IL	15,000.00	90.7460000	14,237.31	2.950	12/01/2030		
769059YA8	15739	1	RIVERSIDE CALIFORNIA	20,000.00	89.7400000	18,140.04	4.250	08/01/2036		
IG-769036BN3	14399	1	RIVERSIDE	20,000.00	89.6200000	19,951.98	2.490	06/01/2026		
IG-76913CBD0	14428	1	RIVERSIDE	15,000.00	86.7600000	14,123.54	3.120	02/15/2029		
IG-769036BN3AB	14544	1	RIVERSIDE	5,000.00	90.9100000	4,989.41	2.490	06/01/2026		

St. Clair County Investments  
Investments by All Types  
April 30, 2026

CUSIP	Investment #	Pool	Issuer	Par Value	Purchase Price	Book Value	Current Rate	Maturity Date	Call Date	Call Price
<b>Municipal Bonds</b>										
76913C8BD0	14759	1	RIVERSIDE	10,000.00	91.8000000	9,604.95	3.120	02/15/2029		
773160CG4	14200	1	ROCKFORD	15,000.00	91.0400000	14,340.39	2.847	12/15/2029		
773160H44	14869	1	ROCKFORD	20,000.00	81.0460000	17,276.29	3.147	12/15/2032	12/15/2028	100.0000000
7724872N3	16068	1	ROCK ISLAND ILL	110,000.00	87.7360000	97,368.29	3.700	12/01/2036	12/01/2027	100.0000000
777543Y06	15484	1	ROSEMONT IL	10,000.00	93.0470000	9,625.05	2.413	12/01/2027		
79467BGAT	14670	1	Sales Tax IL	15,000.00	100.0000000	15,005.90	4.847	01/01/2031		
79467BGAT	14694	1	Sales Tax IL	10,000.00	98.0980000	9,886.61	4.847	01/01/2031		
79467BLJ5	15740	1	Sales Tax IL	35,000.00	97.4600000	34,363.58	4.581	01/01/2029		
79467BDG7	15912	1	Sales Tax IL	15,000.00	85.1460000	13,076.46	3.007	01/01/2033		
799381AG3A	14165	1	SAN RAMON	55,000.00	88.5900000	52,694.35	1.870	07/01/2028		
IG799381AH1	14485	1	SAN RAMON	75,000.00	79.3800000	67,675.49	1.980	07/01/2029		
79625G8B5	16184	1	SAN ANTONIO TEX	80,000.00	101.5000000	81,171.87	5.469	02/01/2045		
79625G8B5	16185	1	SAN ANTONIO TEX	65,000.00	100.5500000	65,349.12	5.469	02/01/2045		
79625G8B5	16223	1	SAN ANTONIO TEX	100,000.00	100.9310000	100,911.02	5.469	02/01/2045		
IG-79687DBT1	14429	1	SAN BERNARDINO C	10,000.00	81.0400000	9,079.24	2.382	09/01/2029		
79687DBV6	15741	1	SAN BERNARDINO C	215,000.00	79.8300000	176,051.03	2.982	09/01/2035	09/01/2030	100.0000000
80083CAH4	14870	1	SANER CALIFORNIA	10,000.00	81.0200000	8,951.01	2.012	07/15/2029		
8018098L7	15783	1	SANTA CRUZ CNTY	10,000.00	92.3900000	9,615.06	1.274	06/01/2027		
79730WBW9	15929	1	SANTA CRUZ CNTY	40,000.00	80.1900000	32,798.15	3.050	07/01/2036		
79770G6V2	15742	1	SAN DIEGO CALIF RED	35,000.00	85.9200000	30,529.83	4.000	09/01/2036		
79765RP37	15780	1	FIRST REP BK SAN FRANCISCO	40,000.00	94.1500000	38,408.56	3.125	08/01/2028	08/01/2027	100.0000000
79766DUT4	15781	1	FIRST REP BK SAN FRANCISCO	15,000.00	94.0900000	14,377.17	3.250	11/01/2028	11/01/2026	100.0000000
79765RQ36	15743	1	SAN FRAN CALIF ORNIA	15,000.00	81.2600000	12,517.42	3.053	05/01/2034		
79770GJH0	15428	1	SAN FRAN CALIF C	100,000.00	89.0390000	90,299.09	3.950	11/01/2036		
797688EP3	15512	1	SAN FRAN CALIF C	10,000.00	85.2150000	8,823.43	2.643	08/01/2031		
79765DV56	16067	1	SAN FRAN CALIF C	10,000.00	94.7400000	9,719.72	1.102	03/01/2027		
796544BV3	16145	1	SAN FRAN CALIF C	15,000.00	88.9440000	13,415.39	3.800	04/01/2037		
796544BW1	14189	1	SAN LUIS	50,000.00	88.0000000	48,034.74	1.680	03/01/2028		
796544BX9	14212	1	SAN LUIS	10,000.00	87.2700000	9,452.13	1.900	03/01/2029		
796544BX9	14213	1	SAN LUIS	15,000.00	86.2800000	13,959.69	2.030	03/01/2030		
796544BX9	14693	1	SAN LUIS	15,000.00	81.7200000	13,498.43	2.030	03/01/2030		
796544BX9	14790	1	SAN LUIS	30,000.00	83.2530000	27,105.11	2.030	03/01/2030		
796544BZ4	15429	1	SAN LUIS	20,000.00	82.0200000	16,862.49	3.062	09/01/2035		
IG801139AJ	14403	1	SANTA ANA CALIF	30,000.00	81.8600000	25,393.71	2.330	03/01/2032	03/01/2031	100.0000000
901139AK2	14871	1	SANTA ANA CALIF	50,000.00	76.0800000	43,457.70	2.089	08/01/2030		
801139AK2	14947	1	SANTA ANA CALIF	30,000.00	77.1100000	25,404.17	2.189	08/01/2031		
801139AK2	15129	1	SANTA ANA CALIF	10,000.00	78.8300000	8,555.03	2.189	08/01/2031		
803097CW2	15430	1	SAPULPA OKLA MU	10,000.00	82.9800000	8,780.60	2.189	08/01/2031		
799381AH1	14803	1	CHARLES SCHWAB T	35,000.00	90.4000000	33,036.92	1.858	04/01/2028		
				10,000.00	85.1200000	9,207.33	1.980	07/01/2029		

St. Clair County Investments  
Investments by All Types

April 30, 2026

CUSIP	Investment #	Pool	Issuer	Par Value	Purchase Price	Book Value	Current Rate	Maturity Date	Call Date	Call Price
<b>Municipal Bonds</b>										
80168NH1Y8	14214	1	SANTA CLARA	80,000.00	84.3510000	73,604.32	1.622	04/01/2030		
IG-80168NH1Y8	14545	1	SANTA CLARA	115,000.00	77.5000000	101,320.30	1.622	04/01/2030		
80168NH1Y8	14713	1	SANTA CLARA	10,000.00	81.3600000	8,949.54	1.622	04/01/2030		
83756LFN0	16308	1	SOUTH DAKOTA HS	50,000.00	100.0000000	50,000.00	4.831	11/01/2035		
81684LDU7	15612	1	SEMITROPIC IMPPT	10,000.00	83.9460000	8,597.09	3.243	12/01/2034		
8262396D1	14174	1	SIERRA CA JT	30,000.00	84.0070000	27,774.17	1.445	08/01/2029		
83420FAV0	15785	1	SOLEAD CALIF R	50,000.00	86.9300000	44,370.07	3.375	12/01/2032		
8347756Z5	15459	1	SOMERSET KY INDP	10,000.00	85.2260000	8,705.68	3.700	12/01/2035		
837151KH7	15431	1	SOUTH CAROLINA	15,000.00	90.3000000	14,047.75	2.329	12/01/2028		
837151FV6	15536	1	SOUTH CAROLINA	10,000.00	95.6920000	9,666.91	4.551	12/01/2030		
837151WJ4	15786	1	SOUTH CAROLINA	5,000.00	98.5000000	4,973.35	4.222	12/01/2026		
83755VQ72	15537	1	SOUTH DAKOTA ST	15,000.00	90.2700000	14,050.90	2.215	11/01/2028		
838536MY3	15634	1	SOUTH JERSEY TR	5,000.00	88.8500000	4,504.25	3.936	11/01/2035		
840058VJ7	15485	1	SOUTH SAN FRAN	10,000.00	79.3880000	8,177.40	2.944	09/01/2036		
840058VJ7	15787	1	SOUTH SAN FRAN	10,000.00	78.9950000	8,094.65	2.944	09/01/2036		
788250C0L0	15334	1	ST CLAIR CNTY IL	25,000.00	82.0600000	21,251.18	2.630	01/01/2034		
788250C0N6	16423	1	ST CLAIR CNTY IL	5,000.00	78.6000000	3,938.59	2.850	01/01/2038	01/01/2030	100.0000000
790417AQ2	15250	1	ST JOHNS CN FL	10,000.00	87.5980000	9,101.22	2.538	10/01/2030		
861398CR4	15460	1	STOCKTON CALIF	10,000.00	86.9800000	8,925.08	3.188	10/01/2032		
452227LFF6	15865	1	STATE PUB SCH B	25,000.00	80.6890000	20,657.54	3.022	06/15/2035		
85732MMS1	15930	1	ST SIS TAX REV	5,000.00	84.4900000	4,253.54	2.509	06/15/2032	06/15/2031	100.0000000
452227LFF6	15866	1	ST SIS TAX REV	30,000.00	94.9650000	29,222.62	2.720	06/15/2027		
86476PE53	15432	1	SUFFOLK CNTY N	15,000.00	92.1600000	14,284.09	2.473	06/15/2028		
875301HN6	15788	1	TAMPA-HILLSBOROU	5,000.00	92.9100000	4,814.12	1.640	07/01/2027		
87638QCR3	15433	1	TARRANT CNTY TE	15,000.00	82.7200000	12,867.28	2.571	09/01/2032		
87638QCR5	15587	1	TARRANT CNTY TE	10,000.00	90.3200000	9,371.62	2.081	09/01/2028		
88278PVM3	15789	1	TEXAS ST UNIV S	15,000.00	90.2200000	13,689.34	4.123	03/15/2035		
886640JK8	15461	1	TIFT CNTY GA HO	100,000.00	76.9280000	79,547.62	2.699	12/01/2036		
88880LAJ2	15434	1	TOBACCO SETTLEME	130,000.00	93.2000000	126,086.72	2.020	06/01/2027		
88880LAH6	15514	1	TOBACCO SETTLEME	15,000.00	95.5100000	14,960.77	1.820	06/01/2026		
88880LAK9	15538	1	TOBACCO SETTLEME	50,000.00	90.8800000	47,228.53	2.351	06/01/2028		
891371AH9	15435	1	TORRANCE CALIF	10,000.00	91.3400000	9,446.42	2.422	10/01/2028		
898735LUL7	15794	1	TUCSON ARIZ CTF	10,000.00	92.2800000	9,585.21	1.307	07/01/2027		
898735LUA1	15795	1	TUCSON ARIZ CTF	10,000.00	92.8000000	9,622.47	1.598	07/01/2027		
899141BH7	15796	1	TULARE CNTY CALIFORNIA	10,000.00	86.0720000	8,790.12	3.313	05/01/2033		
899154AZ1	15797	1	TULARE CNTY CALIFORNIA	5,000.00	97.7000000	4,941.83	3.959	06/01/2027		
899154BB3	15798	1	TULARE CNTY CALIFORNIA	10,000.00	95.2200000	9,644.14	4.109	06/01/2029	06/01/2028	100.0000000
91428LKV7	15800	1	UNIVERSITY HAWAII	20,000.00	94.7200000	19,265.61	3.380	10/01/2028		
91412HFBA	15799	1	UNIVERSITY CA	10,000.00	96.1000000	9,806.81	3.179	05/15/2027		
IG-914046N29	14430	1	UNIV AK	35,000.00	83.6500000	32,185.66	2.659	10/01/2029		

Portfolio CINV

AP

AT (PRF\_DT) 7.3.11  
Report Ver: 7.3.11

St. Clair County Investments  
Investments by All Types  
April 30, 2026

CUSIP	Investment #	Pool	Issuer	Par Value	Purchase Price	Book Value	Current Rate	Maturity Date	Call Date	Call Price
<b>Municipal Bonds</b>										
IG-914046N29X	14549	1	UNIV AK	15,000.00	85.7500000	13,931.68	2.659	10/01/2029		
916866HC4	14857	1	UPTOWN DEV AUTH	15,000.00	78.8200000	12,757.41	2.681	09/01/2032		
916866HG5	15515	1	UPTOWN DEV AUTH	10,000.00	78.4300000	8,091.79	3.081	09/01/2036	09/01/2031	100.0000000
917437TLU9	15921	1	UTAH HSG CORP	150,000.00	100.0000000	150,000.00	5.366	07/01/2037	07/01/2033	100.0000000
917437XM2	16110	1	UTAH HSG CORP	100,000.00	100.0000000	100,000.00	5.708	07/01/2040	01/01/2034	100.0000000
923078DE6	15813	1	VENTURA CNTY CA	15,000.00	79.9080000	12,319.90	2.712	11/01/2034		
92812VT55	15290	1	VIRGINIA ST HSG	10,000.00	80.5910000	8,362.22	2.346	02/01/2035		
92812VT48	15321	1	VIRGINIA ST HSG	15,000.00	82.5800000	12,829.63	2.246	02/01/2034		
IG-931557BF9	14409	1	WALKER COUNTY	35,000.00	84.6600000	32,906.17	2.500	08/01/2028	02/01/2030	100.0000000
IG-931557BF8AB	14541	1	WALKER COUNTY	15,000.00	84.1670000	14,069.77	2.500	08/01/2028		
942813AK2	14175	1	WAUCONDIS ILL FIRE	10,000.00	86.5400000	27,763.18	2.358	12/30/2030		
942813AK2	14343	1	WAUCONDIS ILL FIRE	10,000.00	82.3990000	8,997.89	2.358	12/30/2030		
959215FV1	14392	1	WESTERN PLACER CA	10,000.00	92.6200000	9,521.47	2.900	11/01/2028		
956134AV2	14872	1	WEST STANISLAUS	20,000.00	77.9100000	17,160.58	2.130	01/01/2031		
956134AV2	15091	1	WEST STANISLAUS	10,000.00	83.1800000	8,855.50	2.130	01/01/2031		
956134AX8	15444	1	WEST STANISLAUS	10,000.00	81.0700000	8,428.50	2.410	01/01/2033	01/01/2031	100.0000000
956134AX8	15445	1	WEST STANISLAUS	10,000.00	80.7800000	8,404.43	2.410	01/01/2033	01/01/2031	100.0000000
966770AQ2	15814	1	WHITTIER CALIF	10,000.00	78.9910000	8,042.54	2.634	06/01/2036		
95332RD13	15814	1	WEST HOLLYWOOD CA	5,000.00	76.7000000	3,958.60	2.500	04/01/2035		
971252AM3	15150	1	Willows California	25,000.00	80.8400000	21,360.18	2.810	08/01/2032		
971252AM3	15151	1	Willows California	5,000.00	80.8400000	4,263.69	2.810	08/01/2032		
977100AAC0	15893	1	WISCONSIN ST GEN	5,000.00	100.4600000	5,000.00	5.700	05/01/2026		
IG-979901GT6	14438	1	WOODRIDGE IL	45,000.00	74.1000000	38,366.53	1.750	12/30/2030		
<b>Subtotal</b>				<b>17,760,000.00</b>		<b>16,380,714.30</b>				
<b>Illinois Funds</b>										
IF71-3914-7479	10052	1	Illinois Funds	68,396,982.79	100.0000000	68,396,982.79	0.016			
IF71-3916-7772	10054	4	Illinois Funds	6,411.21	100.0000000	6,411.21	0.016			
<b>Subtotal</b>				<b>68,403,394.00</b>		<b>68,403,394.00</b>				
<b>Interest Bearing Checking Accounts</b>										
CK#1514619001	11083	1	BUSEY BANK	11,623,057.86	100.0000000	11,623,057.86	1.000			
CK#1514480501	11084	4	BUSEY BANK	127,468.02	100.0000000	127,468.02	1.000			
<b>Subtotal</b>				<b>11,750,525.88</b>		<b>11,750,525.88</b>				
<b>Money Market Accounts</b>										
5400000273	13990	1	1st National Bank of Waterloo	6,368,231.08	100.0000000	6,368,231.08	0.100			

St. Clair County Investments  
Investments by All Types

April 30, 2026

1-3-6

CUSIP	Investment #	Pool	Issuer	Par Value	Purchase Price	Book Value	Current Rate	Maturity Date	Call Date	Call Price
<b>Money Market Accounts</b>										
5400001050	14280	1	1st National Bank of Waterloo	4,171,941.83	100,000,000.00	4,171,941.83	0.150			
XXXXXX3235	13906	1	Associated Bank	5,503,887.40	100,000,000.00	5,503,887.40	0.150			
903	15012	1	Bank of Belleville	3,186,848.98	100,000,000.00	3,186,848.98	1.480			
2004-7500	15075	1	Bank of Springfield	2,723,622.61	100,000,000.00	2,723,622.61	3.500			
XXXXXX6975	13904	1	Carrollton Bank	1,819,114.79	100,000,000.00	1,819,114.79	0.750			
2213230184	13940	1	IMET	3,535,930.04	100,000,000.00	3,535,930.04				
5011623599	13498	1	SIMMONS BANK	10,589,138.50	100,000,000.00	10,589,138.50	1.750			
ACCT408001274	12631	1	U.S. Bank N.A.	0.00	100,000,000.00	0.00	0.300			
680370012	13890	1	Commerce Bank	1,353,524.81	100,000,000.00	1,353,524.81	0.100			
405539538	14159	1	CHARLES SCHWAB	4,433.91	100,000,000.00	4,433.91	3.740			
QAD3	15595	1	SVB FINANCIAL GROUP	100,000.00	100,000,000.00	100,000.00		01/19/2027		
40553953	14158	1	CHARLES SCHWAB 1	16,217.95	100,000,000.00	16,217.95	3.770			
QAD3IG	15596	1	SVB FINANCIAL GROUP	225,000.00	100,000,000.00	225,000.00		01/19/2027		
80258	14972	1	IPRIME PMA	647,620.71	100,000,000.00	647,620.71	5.264			
450542	13778	1	PFM	7,753,644.71	100,000,000.00	7,753,644.71				
32275108	13771	1	RBC Capital Markets	1,194,290.60	100,000,000.00	1,194,290.60	0.010			
<b>Subtotal</b>				<b>49,193,447.92</b>		<b>49,193,447.92</b>				

**Compounding Int CD**

0168-3	16259	1	First Federal Savings Bank	949,024.42	100,000,000.00	949,024.42	3.750	12/10/2026		
0120002319	16432	1	First Federal Savings Bank	1,000,000.00	100,000,000.00	1,000,000.00	3.750	09/30/2027		
5430000063	15223	1	1st National Bank of Waterloo	216,035.95	100,000,000.00	216,035.95	3.850	07/19/2026		
0553B	15642	1	1st National Bank of Waterloo	2,267,319.59	100,000,000.00	2,267,319.59	3.800	02/16/2027		
0056	16050	1	1st National Bank of Waterloo	224,248.04	100,000,000.00	224,248.04	3.910	07/19/2026		
317B-1	16321	1	1st National Bank of Waterloo	4,600,048.15	100,000,000.00	4,600,048.15	3.250	02/23/2028		
4817	15982	1	Associated Bank	563,343.67	100,000,000.00	563,343.67	3.250	05/01/2026		
6836	16198	1	Bank of Belleville	428,077.24	100,000,000.00	428,077.24	4.162	05/07/2026		
6658	16198	1	Bank of Belleville	297,758.93	100,000,000.00	297,758.93	4.162	05/07/2026		
0537	16049	1	Bank of Springfield	118,511.28	100,000,000.00	118,511.28	0.410	07/09/2026		
7234A	16125	1	BUSEY BANK	281,046.97	100,000,000.00	281,046.97	3.250	09/19/2026		
7659-3/6/2026	16378	1	BUSEY BANK	324,580.11	100,000,000.00	324,580.11	3.250	03/06/2027		
5625A	16123	1	Citizens Community Bank	1,159,384.16	100,000,000.00	1,159,384.16	3.850	03/17/2027		
5626-25	16159	1	Citizens Community Bank	386,182.07	100,000,000.00	386,182.07	3.750	07/06/2026		
5627-25	16160	1	Citizens Community Bank	158,394.44	100,000,000.00	158,394.44	3.750	07/07/2026		
1059	16258	1	Carrollton Bank	570,115.93	100,000,000.00	570,115.93	3.065	12/05/2026		
1035-3-31-2027	16430	1	Carrollton Bank	713,381.64	100,000,000.00	713,381.64	3.250	03/31/2027		
6312	16163	1	Hearland Bank	432,076.40	100,000,000.00	432,076.40	3.550	10/01/2026		
2983	16319	1	Hearland Bank	1,185,600.05	100,000,000.00	1,185,600.05	3.102	02/03/2028		
9794	16442	1	Hearland Bank	449,230.15	100,000,000.00	449,230.15	3.247	03/30/2028		

St. Clair County Investments  
 Investments by All Types  
 April 30, 2026

CUSIP	Investment #	Pool	Issuer	Par Value	Purchase Price	Book Value	Current Rate	Maturity Date	Call Date	Call Price
<b>Compounding Int CD</b>										
6029	16433	1	Lindell Bank	250,000.00	100.00000000	250,000.00	3.500	03/12/2027		
9065	16052	1	SIMMONS BANK	594,897.67	100.00000000	594,897.67	2.000	01/29/2027		
1737	16079	1	SIMMONS BANK	3,613,356.66	100.00000000	3,613,356.66	2.000	02/06/2027		
2317A	16124	1	SIMMONS BANK	304,093.15	100.00000000	304,093.15	2.250	09/05/2026		
9985-25	16161	1	SIMMONS BANK	2,779,250.61	100.00000000	2,779,250.61	3.940	10/11/2026		
1273-25	16162	1	SIMMONS BANK	3,223,998.99	100.00000000	3,223,998.99	3.940	10/16/2026		
1705	16266	1	SIMMONS BANK	565,193.56	100.00000000	565,193.56	2.250	12/06/2026		
9513-2	16281	1	SIMMONS BANK	535,786.59	100.00000000	535,786.59	2.000	07/05/2027		
			<b>Subtotal</b>	<b>28,190,916.42</b>		<b>28,190,916.42</b>				
			<b>Total</b>	<b>287,128,190.65</b>		<b>285,099,811.31</b>				



## COUNTY OF ST CLAIR CENTRAL SERVICES

Phone (618) 825-5794  
Fax (618) 825-5111

10 Public Square  
Belleville IL 62220

E-mail [autoshop@co.st-clair.il.us](mailto:autoshop@co.st-clair.il.us)

Date: May 11, 2026

To: Finance Committee  
Marty Crawford, Chairman

From: Scott Kraus  
Central Services

Subject: Purchase Request – (2) 2025 Ford Police Interceptor Utility

I am writing to formally request approval for the purchase of two 2025 Ford Police Interceptor Utilitys from Morrow Brothers Ford, Greenfield, IL. The cost of these vehicles is \$45,788.00 each, making total purchase \$91,576.00, including title fees.

The price is the Illinois Government price for these vehicles.

The purpose of acquiring these vehicles is to replace aging vehicles in the Sheriff department patrol fleet.

Thank you for your attention to this matter. I am available to provide any additional information or clarification if needed.



## IN STOCK POLICE INTERCEPTORS

Attn: Illinois Government Agency

Agency: ST CLAIR COUNTY, IL

Contact: SCOTT KRAUS

Cell Phone: 618-825-5794

We propose the following for your consideration.

### 1-New 2026 Ford Police Interceptor Utility AWD

Exterior Color TBD

9W Cloth Front/Vinyl Rear Seating

Color: WHITE

99B 3.3L V6 Gasoline 136 MPH

18D Liftgate Timer Delete

51R Driver's Side LED Spotlight

68G Rear Locks/Windows Driver Controlled WTX

WeatherTech Floor Liners

NLT Sheriff or MP License & Title

All other standard equipment – Per attached page.

Illinois Government Price \$45,788.00 \* Each

Quantity: 2

Units are **in stock\*** at the time of this quote. Stock units are available, first come first serve. For additional information, call my cell phone 217-408-6063.

Thank you,

*Steve Speaks*

Steve Speaks

Customer Acceptance: \_\_\_\_\_

Government Sales

Morrow Brothers Ford, Inc.

Date of Acceptance: \_\_\_\_\_

To proceed with an order, please submit this signed quote and a copy of your Illinois Tax Exempt Letter.

## 2026 POLICE INTERCEPTOR UTILITY STANDARD EQUIPMENT

- AWD 3.3L Gasoline V6 DI 136-MPH Top Speed
- 10-Speed Automatic Transmission w/Column Shifter
- Brakes – 4-Wheel Heavy-Duty Disc w/H.D. Front & Rear Calipers
- Class III Trailer Hitch Receiver W/ 5000 Lbs. Towing Capacity
- (2) Rear Recovery Hooks
- Electric Power-Assist Steering
- Engine Hour Meter
- Engine & Transmission Oil Coolers
- Fuel Tank Capacity 21.4-Gallons
- H8 AGM Battery (850CCA/92-AMP)
- Manual Police Pursuit Mode (Steering Wheel Switch Execution)
- Suspension – Independent Front & Rear
- Daytime Running Lamps User Configurable to On or Off
- Door-Lock Cylinders (Front Driver / Passenger / Liftgate)
- Dark Tint Privacy Glass – 2<sup>nd</sup> Row, Rear Quarter & Heated Liftgate Glass
- Headlamps – Automatic, LED Low-And-High-Beam

**Note:** Includes Front Headlamp / Police Interceptor Housing

— Pre-Drilled Hole for Side Warning, Does Not Include LED

- Tires – 255/60R18 A/S BSW W/Full Size Spare
- Wheel-Lip Moldings – Black
- Wheels – 18" X 8.0 Black Steel W/Polished Stainless Steel Hub Cover
- Windshield – Acoustic Laminated
- Cargo Hooks in Cargo Area
- Climate Control – Dual-Zone Electronic Automatic Temperature Control
- Floor Covering – Heavy-Duty Thermoplastic Elastomer
- Glove Box – Locking/Non-Illuminated
- Heated Sanitization Solution
- Overhead Console
- Red/White Task Lighting in Overhead Console
- Mirror – Day/Night Rear View
- Cabin Particulate Air Filter
- PowerPoints – (2) USB A+C Type Ports

### • Seats

- Power Cloth Dual Front Bucket Seats
- Built-In Steel Intrusion Plates in Both Driver/Passenger Seatbacks
- 2<sup>nd</sup> Row Vinyl, 35/30/35 Fixed Split Bench Seat w/Manual Fold-Flat
  - Red And White Dome Lamp in Cargo Area
  - Cruise Control, (4) User Configurable Switches on Steering Wheel
- Steering Wheel Manual Tilt / Telescoping


- Speedometer – LCD Display Calibrated w/Digital Readout.
- Wipers – Front Speed-Sensitive Intermittent, Rear Dual Speed Wiper
- Universal Top Tray – Center of I/P for Mounting Aftermarket Equipment
- Power Windows, Power Door Locks, Power Mirrors
- Advantetrac® W/RSC® (Roll Stability Control®)
- Airbags, Dual-Stage Driver & Front-Passenger, Side Seat, Passenger-Side Knee, Roll Curtain Airbags and Safety Canopy®
- Anti-Lock Brakes w/ Traction Control
- Seat Belt-Minder® (Front Driver / Passenger)
- Rear Cross Traffic Brake Assist
- Individual Tire Pressure Monitoring System
- Perimeter Alert detects motion in an approximately 270-degree radius on the sides and back of vehicle; If movement is determined to be a threat, chime will sound at Level I. Doors will lock and windows will automatically go up at Level II. Includes visual display.
- Rearview Camera Viewable on 8" Center Stack Screen
- Seat Belts, Pretensioner/Energy-Management System w/Adjustable
- SOS Post-Crash Alert System
- Audio
  - AM/FM / MP3 Capable / Clock / 4-Speakers / 1-USB Port
  - Sync® Phoenix — Includes Hands-Free Voice Command (Compatible with Most Bluetooth Connected Mobile Devices)
  - 8" Color LCD Screen Center-Stack "Smart Display"
  - Supports Android Auto & Apple Carplay
- Easy Fuel® Capless Fuel-Filler
- Upfitter Power Pigtail Harness
- Fleet Telematics Modem

The items listed below are **Included** in the base price of our vehicle.

- \* Driver's Side LED Spotlight
- \* Headlight Wig-Wag System
- \* Factory Ignition Override Idle Lockout
- \* Remote Keyless Entry w/ (4) Remotes & (4) Keys
- \* Front And Rear Dual Air Conditioning
- \* H8 AGM 850 CCA H.D. Battery
- \* Dark Car, Interior Lights Disabled
- \* Rear Liftgate Timer Delete
- \* Power Heated Mirror Glass
- \* Blind Spot Information System
- \* Cross Traffic Alert System
- \* Pre-Collision Mitigation System
- \* Reverse Sensing System
- \* Pre-Drilled Tailamp Housing
- \* Red/White Cargo LED Dome Light

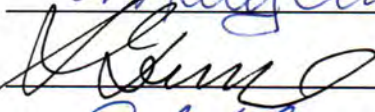
Recommendation to Approve Central Services to Purchase Two (2) 2025 Ford Police Interceptor Utility for the Sheriff's Department Through the State Bid List from Morrow Brothers Ford in the Amount of \$91,576.00.

REVIEWED BY:

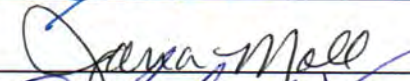
  
\_\_\_\_\_  
State's Attorney's Office

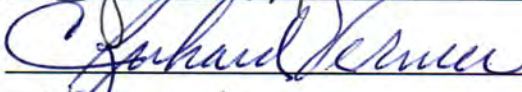
  
\_\_\_\_\_  
Director of Administration

  
\_\_\_\_\_


  
\_\_\_\_\_

  
\_\_\_\_\_

  
\_\_\_\_\_

  
\_\_\_\_\_

  
\_\_\_\_\_

  
\_\_\_\_\_

FINANCE COMMITTEE



**Southwestern  
Illinois  
Flood Prevention  
District Council**

104 United Drive  
Collinsville, IL 62234

618-343-9120

[www.floodpreventiondistrict.org](http://www.floodpreventiondistrict.org)

May 20, 2026

**Board of Directors**

Debra Moore  
President

John Conrad  
Vice President

Max Merz III  
Secretary-Treasurer

Michael Andreas

Bruce Brinkman

Isabelle Crockett

Aaron Metzger

Alvin L. Parks Jr.

David Schwind

Charles M. Etwert  
Chief Supervisor of  
Construction and the Works

Hon. Mark Kern, Chairman  
St. Clair County Board  
10 Public Square  
Belleville, IL 62220-1623

Hon. Chris Slusser, Chairman  
Madison County Board  
Madison County Administration Building  
157 N. Main Street  
Suite 165  
Edwardsville, IL 62025-1962

Hon. George E. Green, Chairman  
Monroe County Board  
100 South Main Street  
Waterloo, IL 62298

Dear Chairmen Kern, Slusser and Green:

In accordance with the Illinois Flood Prevention District Act (70 ILCS 750/), the Southwestern Illinois Flood Prevention District Council is requesting approval from your respective county boards to enter into contract with the following firm for the following construction project to improve the Mississippi River levee systems in Madison, St. Clair and Monroe counties:

- Baxmeyer Construction for \$4,428,121.76 to perform the construction of Bid Package #9 – Underseepage Controls from 511+00 to 538+00 in the Wood River Drainage and Levee District with a ten percent funding contingency of \$442,812.18 for a total of \$4,870,933.94

Details about the contractor selection process are attached. The contractor selection was approved by the Council's Board of Directors at today's meeting.

Hon. Mark Kern, Hon. Chris Slusser, and Hon. George E. Green  
Page 2  
May 20, 2026

Please call me if you have any questions or if the county board requires any additional information.

Sincerely,

A handwritten signature in black ink, appearing to read "Charles M. Ewert". The signature is fluid and cursive, with the first name being the most prominent.

Charles M. Ewert  
Chief Supervisor of Construction and the Works

cc: Debra Moore  
Dave Tanzyus  
Shelia Wetzler  
Board of Directors



Memo to: Board of Directors  
From: Chuck Etwert  
Subject: Selection of Contractor for Construction Package #9 – Underseepage Controls from 511+00 to 538+00  
Date: May 18, 2026

As you are aware, this is the project the Council previously bid back in March, and all of the bids received were unacceptable.

Unfortunately and to everyone's surprise only one of the previous bidders submitted a bid this time around and at a price much higher than the previous three low bids.

Bid plans were requested by four of the five original bidders and nine other companies.

Attached is a memo from WSP explaining the project, the advertisement & bid process and the bid results.

Upon inquiry, previous bidders (who did not bid this time) indicated upon reevaluation of the project they had some concern obtaining the acceptable seepage berm material required by the USACE. Of course they also indicated if they knew the competition was going to substantially increase their bid they would have bid again.

Recommendation:

Authorize the Chief Supervisor to execute a \$4,428,121.76 contract with Baxmeyer Construction to perform construction of Bid Package #9 with a total cost not to exceed \$4,870,933.94 (\$4,428,121.76 plus a 10% contingency).



# MEMO

<b>TO</b>	Chuck Ewert	<b>FROM</b>	WSP
<b>DATE</b>	07 May 2026	<b>CONFIDENTIALITY</b>	Public
<b>SUBJECT</b>	Bid Package 9: Recommendation to Award		

## PROJECT BACKGROUND

The Southwestern Illinois Flood Prevention District Council (FPD Council) issued an advertisement for construction bids for Bid Package 9 on March 13, 2026, and bid documents were made available to bidders on March 17, 2026. Bid Package 9 is generally for construction of a seepage berm, ditching, piezometers, and a culvert extension in the Wood River Levee System. A prior bid of this project (opened on February 24, 2026) was not awarded. The project was re-advertised for bid with no substantive changes.

## ADVERTISEMENT & BID PROCESS

The advertisement for bids was published in the following locations:

- Alton Telegraph during the weeks of March 18, 25, and April 1.
- Edwardsville Intelligencer during the weeks of March 18, 25, and April 1.
- Republic Times during the weeks of March 18, 25, and April 1.

Questions from the prior bid (that was not awarded) were made available to all bidders. No addendums or additional questions and answers were issued as part of this bid.

## BID RESULTS

On April 28, 2026, one bid was received and read aloud. Results are as follows:

1. Baxmeyer Construction in the amount of: \$ 4,428,121.76

For the Board's convenience, the results of the bids received on February 24, 2026, are below:

1. Gelly Excavating & Construction in the amount of: \$ 3,190,365.00
2. Baxmeyer Construction in the amount of: \$ 3,215,777.01
3. Kamex in the amount of: \$ 3,245,280.25
4. Blankenship Construction in the amount of: \$ 5,235,522.20
5. Brewster Companies in the amount of: \$ 5,583,427.00



WSP conducted the following review of the bid:

- Confirmed the prequalification status as stated on the bid form
- Verified the math on the schedule of values
- Confirmed the bid form was signed and attested
- Reviewed the schedules provided
- Reviewed the bid bond
- Reviewed and discussed utilization of MBE subcontractors.

Baxmeyer Construction reported they plan to use T&K Trucking, an MBE and DBE certified company, for hauling of seepage berm material.

## **RECOMMENDATION**

---

WSP recommends the FPD Council authorize the Chief Supervisor to execute a contract with Baxmeyer Construction in the amount of \$4,428,121.76 to construct Bid Package 9, with a total cost not to exceed \$4,870,933.94.


**END**

**DESIGN DEFICIENCY CORRECTIONS FOR WOOD RIVER, ILLINOIS FLOOD PROTECTION PROJECT**  
**BID PACKAGE 09: UNDERSEEPAGE CONTROLS FROM 511+00 TO 538+00**  
 April 28, 2026 Bid Opening Results


ITEM NO.	DESCRIPTION	ESTIMATED QTY	UNIT	Baxmeyer
1	Mobilization	1	LS	\$ 155,000.00
2	Bonds and Insurance	1	LS	\$ 180,000.00
3	Surveying	1	LS	\$ 95,000.00
4	Environmental Protection	1	LS	\$ 40,000.00
5	Temporary Access Roads and Maintenance	1	LS	\$ 32,000.00
6	Clearing and Grubbing	1	LS	\$ 0.01
7	Site Restoration	1	LS	\$ 29,000.00
8	Piezometer	6	EA	\$ 300,000.00
9	Piezometer nested pair	1	EA	\$ 72,000.00
10	Borehole/Test Hole Abandonment	0	VF (unit price)	\$ 0.75
11	Precast End Section	1	EA	\$ 23,000.00
12	24" CMP Pipe Abandonment	90	LF	\$ 32,400.00
13	42" RCP	120	LF	\$ 44,400.00
14	72" Square Manhole	1	EA	\$ 37,000.00
15	Stripping	10.70	AC	\$ 42,800.00
16	Seepage Berm Material	71,853	CY	\$ 2,802,267.00
17	Ditch Fill	850	CY	\$ 33,150.00
18	Ditch Excavation	8,364	CY	\$ 301,104.00
19	Topsoil	8,800	CY	\$ 66,000.00
20	Hydroseeding	8	AC	\$ 136,000.00
21	Staff Gage	1	LS	\$ 7,000.00
<b>BID PACKAGE 09 GRAND TOTAL</b>				<b>\$ 4,428,121.76</b>
<b>CONTRACTOR INFORMATION</b>				
American Institute of Architects (AIA) Document A305				
IDOT (or MODOT) Prequalified				
Schedule of Values				
Mobilization at or below 5% of overall bid				
Bid Security (Bid Bond) - Attachment 300-B				
3.50%				
Tabulation of Subcontractors & Suppliers				
Acknowledgement of MBE Policy (ATTACHMENT 200-D)				
Yes				
Contractor's Good Faith Efforts Verification Report (ATTACHMENT 300-C)				
Yes				
MBE Utilization Statement (ATTACHMENT 300-D)				
Yes				
Project Schedule				
Bid Signed & Sealed				
Yes				

Recommendation to Approve Bid Package #9 to Authorize the Chief Supervisor to Execute a Contract with Baxmeyer Construction to Perform Construction of Bid Package #9 with a Total Cost Not to Exceed \$4,870,933.94 (\$4,428,121.76 plus 10% Contingency) to Complete Underseepage Controls as Part of the Mississippi River Levee System Improvements.


REVIEWED BY:

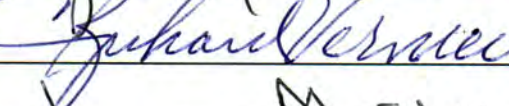
  
\_\_\_\_\_  
State's Attorney's Office


  
\_\_\_\_\_  
Director of Administration

  
\_\_\_\_\_

  
\_\_\_\_\_

  
\_\_\_\_\_

  
\_\_\_\_\_

  
\_\_\_\_\_

  
FINANCE COMMITTEE

May 26, 2026

Honorable Mark A. Kern, Chairman  
St. Clair County Board  
10 Public Square, Room B-561  
Belleville, IL 62220

County Board Members:

The Salary Claim Sheets for the month of May 2026 are hereby submitted to this Honorable Body for approval by unanimous vote.

Respectfully submitted,

FINANCE COMMITTEE  
St. Clair County Board

May 26, 2026

Honorable Mark A. Kern, Chairman  
St. Clair County Board  
#10 Public Square, Room B-561  
Belleville, IL 62220

County Board Members:

We, the Claims Subcommittee of the Finance Committee, submit to this Honorable Body the attached Expense Claim Sheet for the month of May 2026.

We have checked all claims charged against the county appearing on the Claim Sheet and believe them to be in order. If there are any changes, we will handle them verbally when the matter comes to the floor of the County Board.

Accordingly, we recommend they be allowed and approved by unanimous vote.

Respectfully submitted,

CLAIMS SUBCOMMITTEE OF THE  
FINANCE COMMITTEE

# **REVIEW OF EXECUTIVE SESSION MINUTES**

**RESOLUTION #3142-26-R**

**RESOLUTION PROCLAIMING THE MONTH OF MAY 2026 AS AMYOTROPHIC LATERAL SCLEROSIS AWARENESS MONTH IN ST. CLAIR COUNTY**

**WHEREAS**, amyotrophic lateral sclerosis (ALS), also commonly known as Lou Gehrig's disease, is a progressive fatal neurodegenerative disease in which a person's brain loses connection with their muscles, slowly reducing a person's ability to walk, talk, eat, and eventually breathe; and

**WHEREAS**, thousands of new ALS cases are reported every year, and estimates show that every 90 minutes, someone is diagnosed with ALS, and someone passes away from ALS; and

**WHEREAS**, on average, patients diagnosed with ALS survive only two to five years from the time of diagnosis; and

**WHEREAS**, the exact causes of ALS are unknown and there is no known cure for ALS; and

**WHEREAS**, people who have served in the military are more likely to develop ALS and die from the disease than those with no history of military service; and

**WHEREAS**, securing access to new therapies, durable medical equipment, and communication technologies is of vital importance to people living with ALS; and


**WHEREAS**, clinical trials play a pivotal role in evaluating new treatment, enhancing quality of life, and fostering assistive technologies for those living with ALS; and

**WHEREAS**, the ALS Association is committed to make ALS livable and cure it for everyone, everywhere; and

**WHEREAS**, Amyotrophic Lateral Sclerosis Awareness Month provides an opportunity to increase public awareness of the dire circumstances of people living with ALS, acknowledge the terrible impact this disease has on those individuals and their families, and support research to eradicate this disease.

**NOW, THEREFORE, BE IT RESOLVED**, St. Clair County does hereby proclaim May 2026 as ALS Awareness Month and encourage all to join in supporting ALS research, advocating for increased funding, and standing in solidarity with those affected by this relentless disease.

**APPROVED AND ADOPTED** at a regular meeting of the County Board of St. Clair County, Illinois, this 26th day of May 2026.



**MARK A. KERN, Chairman  
St. Clair County Board**

**ATTEST:**



  
**Thomas Holbrook, County Clerk**

Resolution #3142-26-R

REVIEWED BY:

\_\_\_\_\_  
State's Attorney's Office

\_\_\_\_\_  
Director of Administration

\_\_\_\_\_  
*Scott Leming*

\_\_\_\_\_  
*James*

\_\_\_\_\_  
*Michael Donnell*

\_\_\_\_\_  
*JD Green*

\_\_\_\_\_  
K. E. Green

\_\_\_\_\_  
JUDICIARY COMMITTEE

**AN ORDINANCE ALTERING THE MAXIMUM SPEED LIMIT On South Church  
Street between South Belt East and Environmental Drive in ST. CLAIR  
COUNTY, ILLINOIS  
Ordinance # - 26-1324**

**IT IS HEREBY DECLARED**, by the County Board of St. Clair County, Illinois that the basic statutory vehicular speed limit established by Section 5/11-601 of the Illinois Compiled Statutes is greater than that considered to meet the IDOT Design Parameters for said roadway; and

**BE IT FURTHER DECLARED**, that the Transportation Committee of The Board caused to be made, an engineering analysis based upon IDOT Design Policies upon the above referenced roadway section; and

**BE IT FURTHER DECLARED**, that virtue of Section 5/11-604 of the Illinois Compiled Statutes, this Board determines and declares a reasonable and proper absolute maximum speed limit upon said described highway to be as herein set forth; and

**BE IT FURTHER DECLARED**, that upon approval by this Board, signs giving notice thereof shall be erected in conformance with the standards and specifications contained in the Illinois Manual of Uniform Traffic Control Devices for Street and Highways.

**NOW, THEREFORE, BE IT ORDAINED**, by the St. Clair County Board, that the maximum speed limit on the roadway section listed above shall be established at 20 MPH:

SECTION I. ERECTION AND NOTICE. This ordinance shall take effect from and after erection of said signs giving notice of the speed limit.

SECTION II. PENALTY. Any person violating this Ordinance shall, upon conviction, be fined according to the provisions of Section 1-1-20 of the Revised Code of Ordinances of St. Clair County, Illinois.

SECTION III. SEPERABILITY. If any part or provision of this Ordinance, of the application thereof to any person, property, or circumstances is adjudged invalid by any court of competent jurisdiction, such judgment shall be confined in its operation and direction to the part, provision, section or application directly involved in the controversy in which such judgement shall have been rendered and shall not affect or impair the integrity of validity of the remainder of this Ordinance or the application there of to other persons, property or circumstances. The County Board hereby declares that it would have enacted the remainder of this Ordinance even without any such part, provision, section or application.

SECTION IV. CONFLICT WITH OTHER ORDINANCES. All Ordinances or parts of other Ordinances in conflict with the provisions of this Ordinance shall to the extent of the conflict, be and are, hereby repealed; provided nothing herein shall in any way excuse or prevent prosecution of any previous or existing violation of any Ordinance superseded hereby.


SECTION V. EFFECTIVE DATE. This Ordinance shall be in full force and effect from and after its passage and approval as provided in the Illinois Compiled Statutes.

**APPROVED AND ADOPTED** at a meeting of the County Board of St. Clair County, Illinois, this 26<sup>th</sup> day of May 2026.



County Board Chairman

Attest



County Clerk



REVIEWED BY:

State's Attorney's Office

Director of Administration

*Richard Krueger*  
*Marty Goff*  
*Robert Trent*

*Michael Donnell*

*Jana Moll*  
*Tommy [unclear]*

TRANSPORTATION COMMITTEE

*Scott [unclear]*  
*Michael Donnell*

*[unclear]*  
*[unclear]*  
*K. Easley*

JUDICIARY COMMITTEE

**AN ORDINANCE ALTERING THE MAXIMUM SPEED LIMIT On Triple Lakes  
Road, County Highway 39, between the existing flood gates in ST. CLAIR  
COUNTY, ILLINOIS  
Ordinance # - 26-1325**

**IT IS HEREBY DECLARED**, by the County Board of St. Clair County, Illinois that the basic statutory vehicular speed limit established by Section 5/11-601 of the Illinois Compiled Statutes is greater than that considered to meet the IDOT Design Parameters for said roadway section; and

**BE IT FURTHER DECLARED**, that the Transportation Committee of The Board caused to be made, an engineering analysis based upon IDOT Design Policies for bridge vertical curves upon the above referenced roadway section; and

**BE IT FURTHER DECLARED**, that virtue of Section 5/11-604 of the Illinois Compiled Statutes, this Board determines and declares a reasonable and proper absolute maximum speed limit upon said described highway segment to be as herein set forth; and

**BE IT FURTHER DECLARED**, that upon approval by this Board, signs giving notice thereof shall be erected in conformance with the standards and specifications contained in the Illinois Manual of Uniform Traffic Control Devices for Street and Highways.

**NOW, THEREFORE, BE IT ORDAINED**, by the St. Clair County Board, that the maximum speed limit on the roadway section listed above shall be established at 30 MPH:

SECTION I. ERECTION AND NOTICE. This ordinance shall take effect from and after erection of said signs giving notice of the speed limit.

SECTION II. PENALTY. Any person violating this Ordinance shall, upon conviction, be fined according to the provisions of Section 1-1-20 of the Revised Code of Ordinances of St. Clair County, Illinois.

SECTION III. SEPERABILITY. If any part or provision of this Ordinance, of the application thereof to any person, property, or circumstances is adjudged invalid by any court of competent jurisdiction, such judgment shall be confined in its operation and direction to the part, provision, section or application directly involved in the controversy in which such judgement shall have been rendered and shall not affect or impair the integrity of validity of the remainder of this Ordinance or the application there of to other persons, property or circumstances. The County Board hereby declares that it would have enacted the remainder of this Ordinance even without any such part, provision, section or application.

SECTION IV. CONFLICT WITH OTHER ORDINANCES. All Ordinances or parts of other Ordinances in conflict with the provisions of this Ordinance shall to the extent of the conflict, be and are, hereby repealed; provided nothing herein shall in any way excuse or prevent prosecution of any previous or existing violation of any Ordinance superseded hereby.

SECTION V. EFFECTIVE DATE. This Ordinance shall be in full force and effect from and after its passage and approval as provided in the Illinois Compiled Statutes.

**APPROVED AND ADOPTED** at a meeting of the County Board of St. Clair County, Illinois, this 26<sup>th</sup> day of May 2026.

  
\_\_\_\_\_  
County Board Chairman

Attest

  
\_\_\_\_\_  
County Clerk



REVIEWED BY:

State's Attorney's Office

Director of Administration

Richard Krueger  
Marty Goffard  
KJ [unclear]

Michael Dornell

Jana Meyer  
TRANSPORTATION COMMITTEE

Scott Kern  
Karyn  
Michael Dornell

K. Eudeby

JUDICIARY COMMITTEE

**RESOLUTION #3143-26-RT**

**WHEREAS**, pursuant to duly published notices, bids for Section 26-00396-00-GM, South Church Street construction were received by the Transportation Committee of the St. Clair County Board in the Office of the County Engineer, until 2:30 P.M., Monday May 11<sup>th</sup> 2026, and publicly opened and read at the above location at that time, said construction being done under the provisions of the Illinois Highway Code; and

**WHEREAS** the bids received were as follows:

<u>Bidder</u>	<u>Amount Bid</u>
Hank's Excavating	\$243,546.50
Mayer Landscaping	\$250,908.30
Stutz Excavating	\$253,187.10

And;


**WHEREAS** the low bid of \$243,546.50 was submitted by Hank's Excavating and Landscaping 5825 W. State Route 161 Belleville, IL 62223.

**NOW, THEREFORE, BE IT RESOLVED**, by the St. Clair County Board that the contract for the construction of said Section is hereby awarded to the low bidder; and

**BE IT FURTHER RESOLVED** that the Chairman of this Board is hereby authorized and directed to enter this contract, on behalf of the County, for the construction of the above designated project in accordance with the proposal, plans and specifications prepared therefor; and

**APPROVED AND ADOPTED** at a meeting of the County Board of St. Clair County, Illinois, this 26th day of May 2026.

Attest



County Board Chairman



County Clerk



Resolution No. 3143-20-RT

REVIEWED BY:

State's Attorney's Office

Director of Administration

*Richard Verney*  
*Marty Cupce*  
*Bob [unclear]*

*Michael O'Donnell*

*James Mad*  
*[unclear]*

TRANSPORTATION COMMITTEE

*[unclear]*  
*[unclear]*  
*Michael O'Donnell*

*[unclear]*  
*[unclear]*  
*K. Gustafson*

JUDICIARY COMMITTEE

*Marty Cupce*  
*[unclear]*  
*[unclear]*  
*James Mad*  
*Richard Verney*

*Mosty*  
*[unclear]*

FINANCE COMMITTEE

**RESOLUTION #3144-26-RT**

**WHEREAS**, the County Board of St. Clair County, Illinois, previously approved, and adopted a resolution providing for the improvement of the intersection of Old Collinsville Road, CH 70, and Lebanon Avenue by constructing a southbound right turn lane, and designated the proposed improvement as Sec 22-00276-13-PV; and


**WHEREAS**, it has been determined that additional right of way is necessary for said improvement.

**NOW, THEREFORE, BE IT RESOLVED** by the St. Clair County Board, that the County Engineer or his authorized agent, be and they are, hereby authorized and directed to make formal offers to the owners of such lands as are required for additional right of way for the above said improvement; and


**BE IT ALSO RESOLVED** that in the event an agreement cannot be reached with said owners as to the purchase price of said right of way sought, that the State's Attorney, be and he is, hereby authorized and directed to institute suit in the proper court under the Eminent Domain Act for the acquisition of the necessary rights of way; and

**BE IT FURTHER RESOLVED** that the County Clerk is hereby directed to transmit, via email, one (1) certified copies of this resolution to the Illinois Department of Transportation, through its Region Five Engineer's office in Collinsville, IL.

**APPROVED AND ADOPTED** at a meeting of the County Board of St. Clair County, Illinois, this 26<sup>th</sup> day of May 2026.

  
\_\_\_\_\_  
County Board Chairman

Attest

  
\_\_\_\_\_  
County Clerk

220027613PW ROW AQUI RESOL



REVIEWED BY:

State's Attorney's Office

Director of Administration

*Richard Krueger*  
*Marty Cuffee*  
*Robt. Hunt*

*Michael O'Donnell*

*Jana Moll*  
*James Halliwell*

TRANSPORTATION COMMITTEE

*John Lema*  
*Michael O'Donnell*

*R. Corderley*

JUDICIARY COMMITTEE

*Marty Cuffee*  
*John Lema*

*Jana Moll*  
*Richard Krueger*

*W. Mastey*  
*Jim Con*

FINANCE COMMITTEE

RESOLUTION NO. 3145-26-R

WHEREAS, the County of St. Clair has undertaken a program to collect delinquent taxes and to perfect titles to real property in cases where the taxes on the same have not been paid pursuant to 35 ILCS, Sec. 200/21-90 and 35 ILCS, Sec. 200/21-175 et seq.

WHEREAS, pursuant to this program the County of St. Clair has acquired an interest in the following described real estate:

(See attachment)

and it appearing to the Trustee Committee that it would be to the best interest of the County to dispose of its interest in said property.


THEREFORE, the Trustee Committee recommends the adoption of the following resolution:

BE IT RESOLVED BY THE COUNTY BOARD OF ST. CLAIR COUNTY, ILLINOIS, that the Chairman of the Board of St. Clair County, Illinois, be authorized to execute a deed of conveyance of the County's interest or authorize the cancellation of the appropriate certificate of purchase, as the case may be, on the above described real estate for the sum of One Hundred Thirty-Nine Thousand, Three Hundred Ninety and 41/100 Dollars (\$139,390.41) paid to the Treasurer of St. Clair County, Illinois, to be distributed according to law.

Adopted by roll call vote on the 26th day of May 2026.

  
\_\_\_\_\_  
Chairman, St. Clair County Board

ATTEST:

  
\_\_\_\_\_  
Clerk of the Board

St. Clair County Monthly Resolution List - May 2026

RES#	Account	Type	Account Name	Parcel#	Total Collected	County Clerk	Auctioneer	Recorder/ Sec of State	Agent	Misc/ Overpmt	Treasurer
05-26-001	0126104	SAL	CYMA PROPERTY INVESTMENT LLC	02-10.0-310-026, 027, 028	786.00	192.00	0.00	144.00	450.00	0.00	0.00
05-26-002	0126106	SAL	JEYSON BILLY CHAVARRIA PADILLA	02-10.0-322-010	786.00	109.79	0.00	72.00	450.00	0.00	154.21
05-26-003	0126182	SAL	JAMES FAMILY FARMS AND MARKET LLC	02-18.0-109-010, 011	786.00	131.73	0.00	92.00	450.00	0.00	112.27
05-26-004	0126194	SAL	ANTIONETTE VEAL	02-18.0-320-008	800.00	53.75	0.00	72.00	450.00	0.00	224.25
05-26-005	0126276	SAL	MARY WINFIELD	02-29.0-402-020	786.00	40.64	0.00	72.00	450.00	0.00	223.36
05-26-006	0326002Z	SAL	ST. LUKE AME CHURCH	02-18.0-310-029	786.00	62.44	0.00	72.00	450.00	0.00	201.56
05-26-007	0326003Z	SAL	GREATER NEW HOPE BAPTIST CHURCH	02-19.0-402-051	786.00	98.88	0.00	56.00	450.00	0.00	181.12
05-26-008	0426003	SAL	JASMINE ICE	01-13.0-331-009 THRU 014	1,050.01	114.54	0.00	252.00	450.00	0.00	233.47
05-26-009	0426007	SAL	DARRY / TARA LOCKETT	01-24.0-132-015 THRU 018	1,000.00	248.28	0.00	180.00	450.00	0.00	121.72
05-26-010	0426011	SAL	HOPE HOUSE	01-24.0-227-020	1,003.00	70.76	0.00	72.00	450.00	0.00	410.24
05-26-011	0426017	SAL	GOVANNY HUITRON DEL RIO	02-01.0-407-001	11,050.00	116.18	0.00	72.00	2,753.50	0.00	8,108.32
05-26-012	0426018	SAL	STACY WILLIAMS WELCH	02-08.0-410-028	11,140.56	0.00	0.00	72.00	2,776.14	0.00	8,292.42
05-26-013	0426024	SAL	YETUNDE OLADIPO	02-09.0-418-006	850.00	69.88	0.00	72.00	450.00	0.00	258.12
05-26-014	0426030	SAL	MARIBEL JUAREZ	02-16.0-106-084	2,100.00	0.00	0.00	72.00	516.00	0.00	1,512.00
05-26-015	0426033	SAL	ANDRE LEWIS	02-16.0-215-041 THRU 045	801.00	105.95	0.00	182.25	450.00	0.00	62.80
05-26-016	0426035	SAL	KEENAN HEARD	02-16.0-223-031, 032, 033	16,475.24	0.00	0.00	144.00	4,109.81	0.00	12,221.43
05-26-017	0426042	SAL	DARRY / TARA LOCKETT	02-18.0-323-045	800.00	65.35	0.00	65.25	450.00	0.00	219.40
05-26-018	0426051	SAL	NICHOLAS JOHNSON	02-18.0-426-056	800.00	78.51	0.00	65.25	450.00	0.00	206.24
05-26-019	0426054	SAL	VERONICA CALCUTT	02-19.0-100-025	786.00	29.96	0.00	56.00	450.00	0.00	250.04
05-26-020	0426055	SAL	CHARLENE ROBINSON	02-19.0-100-032, 035, 099	850.00	63.63	0.00	123.75	450.00	0.00	212.62
05-26-021	0426058	SAL	DOWN THE ROAD PROPERTIES LLC	02-19.0-101-016	786.00	33.23	0.00	65.25	450.00	0.00	237.52
05-26-022	0426059	SAL	DOWN THE ROAD PROPERTIES LLC	02-19.0-101-057	790.00	40.23	0.00	65.25	450.00	0.00	234.52
05-26-023	0426062	SAL	TERRANCE JENKINS	02-19.0-114-054	1,025.00	20.82	0.00	65.25	450.00	0.00	488.93
05-26-024	0426066	SAL	KIM HARRIS	02-19.0-120-003	800.00	33.21	0.00	65.25	450.00	0.00	251.54
05-26-025	0426071	SAL	AMANDA EDWARDS	02-19.0-224-014	1,000.00	14.29	0.00	56.00	450.00	0.00	479.71
05-26-026	0426073	SAL	YUSUF I. REYNOLDS	02-19.0-318-065	850.00	62.07	0.00	72.00	450.00	0.00	265.93
05-26-027	0426074	SAL	STRETCH'S AUTO REPAIR AND SALES LLC	02-19.0-402-024, 028, 059	1,201.00	52.16	0.00	83.00	450.00	0.00	615.84
05-26-028	0426077	SAL	STACEY JONES	02-19.0-407-010, 011, 013	800.00	106.62	0.00	105.25	450.00	0.00	138.13
05-26-029	0426080	SAL	BRITNEY MILLER	02-19.0-419-043	2,258.00	28.16	0.00	56.00	555.50	0.00	1,618.34
05-26-030	0426097	SAL	DABRAC GROUP LLC	02-20.0-221-010	20,500.00	0.00	0.00	65.25	5,116.00	0.00	15,318.75

RES#	Account	Type	Account Name	Parcel#	Total Collected	County Clerk	Auctioneer	Recorder/ Sec of State	Agent	Misc/ Overpmt	Treasurer
05-26-031	0426098	SAL	ISAAC BARNES	02-20.0-228-007, 008	786.00	0.00	0.00	108.00	450.00	0.00	228.00
05-26-032	0426102	SAL	LEE BROWN	02-21.0-201-001	1,000.00	21.22	0.00	56.00	450.00	0.00	472.78
			<i>Treasurer Check has been reduced and applied to refund for 0723065 by</i>			\$333.63					
05-26-033	0426108	SAL	KEENAN HEARD	02-21.0-210-021	1,000.00	38.43	0.00	72.00	450.00	0.00	439.57
05-26-034	0426109	SAL	AVERY WHITE	02-21.0-210-059	1,000.00	85.12	0.00	65.25	450.00	0.00	399.63
05-26-035	0426113	SAL	ANTOINETTE AMAH	02-21.0-213-045, 047, 049 THRU 052, 054	1,087.00	321.75	0.00	274.50	450.00	0.00	40.75
05-26-036	0426119	SAL	KEENAN HEARD	02-21.0-406-020, 021, 064	1,200.00	188.63	0.00	137.25	450.00	0.00	424.12
05-26-037	0426120	SAL	KEENAN HEARD	02-21.0-406-071	1,200.00	73.68	0.00	72.00	450.00	0.00	604.32
05-26-038	0426121	SAL	KEENAN HEARD	02-21.0-407-078	859.23	37.70	0.00	65.25	450.00	0.00	306.28
05-26-039	0426122	SAL	KEENAN HEARD	02-21.0-407-082, 091	1,000.00	92.25	0.00	85.25	450.00	0.00	372.50
05-26-040	0426125	SAL	BRITTANY HARPER	02-21.0-416-013	800.00	57.92	0.00	65.25	450.00	0.00	226.83
05-26-041	0426129	SAL	BARBARA J. DENNIS	02-22.0-310-017	1,010.00	37.16	0.00	72.00	450.00	0.00	450.84
05-26-042	0426131	SAL	SAMUEL BURKEY	02-22.0-329-026	786.00	27.47	0.00	65.25	450.00	0.00	243.28
05-26-043	0426134	SAL	SERHII TKACHENKO	02-22.0-415-027	3,200.00	63.59	0.00	65.25	791.00	0.00	2,280.16
05-26-044	0426140	SAL	SHERREACE ROBINSON-COMBS	02-23.0-311-001	786.00	38.43	0.00	72.00	450.00	0.00	225.57
05-26-045	0426141	SAL	DENTLAWNCARE LLC	02-23.0-312-027	850.50	62.55	0.00	72.00	450.00	0.00	265.95
05-26-046	0426144	SAL	BRIAN TRISKA	02-25.0-104-011	930.00	56.52	0.00	65.25	450.00	0.00	358.23
05-26-047	0426146	SAL	VICTOR MOSQUERA	02-25.0-201-018	1,137.00	44.44	0.00	65.25	450.00	0.00	577.31
05-26-048	0426147	SAL	QUANTUM LEAPS & BOUNDS	02-25.0-202-016	1,066.00	44.44	0.00	65.25	450.00	0.00	506.31
			<i>Treasurer Check has been reduced and applied to refund for 0723065 by</i>			\$132.15					
05-26-049	0426149	SAL	MARSHAUN WARREN	02-26.0-104-024	1,500.00	65.44	0.00	65.25	450.00	0.00	919.31
05-26-050	0426151	SAL	MERCEDES HUNTER	02-26.0-107-019	787.00	62.07	0.00	72.00	450.00	0.00	202.93
05-26-051	0426153	SAL	OSCAR MCGEE	02-26.0-115-012, 013	1,601.00	59.76	0.00	76.00	450.00	0.00	1,015.24
05-26-052	0426160	SAL	JAMES WINDON	02-26.0-306-013, 014	790.00	96.45	0.00	108.00	450.00	0.00	135.55
05-26-053	0426165	SAL	DARTAGNAN HOLMES	02-27.0-113-001	786.00	31.09	0.00	56.00	450.00	0.00	248.91
05-26-054	0426167	SAL	BLUE & CO. MANAGED IT, L.L.C.	02-27.0-115-018, 019	786.00	63.75	0.00	92.00	450.00	0.00	180.25
05-26-055	0426169	SAL	RUTH CHILDS	02-27.0-204-004	2,000.00	62.55	0.00	72.00	491.00	0.00	1,374.45
05-26-056	0426171	SAL	DARTAGNAN HOLMES	02-27.0-209-001, 002	786.00	78.34	0.00	76.00	450.00	0.00	181.66
05-26-057	0426172	SAL	DARTAGNAN HOLMES	02-27.0-209-003, 004	786.00	109.35	0.00	94.50	450.00	0.00	132.15
05-26-058	0426173	SAL	RUTHIE BEAN & JABORIE TAYLOR	02-27.0-211-008	886.00	0.00	0.00	72.00	450.00	0.00	364.00
05-26-059	0426177	SAL	ANDREA CHANDLER	02-27.0-214-007	1,000.00	64.87	0.00	65.25	450.00	0.00	419.88
05-26-060	0426195	SAL	BRITNEY MILLER	02-30.0-128-022 THRU 032	4,150.00	190.60	0.00	243.00	1,028.50	0.00	2,687.90

RES#	Account	Type	Account Name	Parcel#	Total Collected	County Clerk	Auctioneer	Recorder/ Sec of State	Agent	Misc/ Overpmt	Treasurer	
05-26-061	0426210	SAL	AMCA LAND VENTURES LLC	02-32.0-117-010	928.03	57.92	0.00	65.25	450.00	0.00	354.86	
05-26-062	0426211	SAL	SUPER NOVA CONSTRUCTION LLC	02-32.0-117-017, 022, 023, 048	800.00	117.83	0.00	119.00	450.00	0.00	113.17	
05-26-063	0426219	SAL	QUANTUM LEAPS & BOUNDS	02-36.0-209-004, 005, 006	1,216.00	232.78	0.00	112.00	450.00	0.00	421.22	
05-26-064	0426224	SAL	SUPER NOVA CONSTRUCTION LLC	06-01.0-316-005	800.00	24.13	0.00	56.00	450.00	0.00	269.87	
05-26-065	0426226	SAL	YETUNDE OLADIPO	06-01.0-406-019	850.00	19.50	0.00	56.00	450.00	0.00	324.50	
05-26-066	0426227	SAL	GP5 ACQUISITIONS LLC	06-02.0-205-022	1,051.00	38.43	0.00	72.00	450.00	0.00	490.57	
			<i>Treasurer Check has been reduced and applied to refund for 0126310 by</i>			\$312.18						
05-26-067	0426228	SAL	SUPER NOVA CONSTRUCTION LLC	06-02.0-209-078	800.00	116.18	0.00	72.00	450.00	0.00	161.82	
05-26-068	0426229	SAL	DIAMOND THOMAS	06-02.0-411-005, 006	786.00	178.10	0.00	94.50	450.00	0.00	63.40	
05-26-069	0426230	SAL	DIAMOND THOMAS	06-02.0-414-003	786.00	29.88	0.00	56.00	450.00	0.00	250.12	
05-26-070	0426231	SAL	LASHONDA WHIGHAM	06-03.0-238-044	1,000.00	51.24	0.00	65.25	450.00	0.00	433.51	
05-26-071	0426232	SAL	SUPER NOVA CONSTRUCTION LLC	06-03.0-313-012	800.00	56.52	0.00	65.25	450.00	0.00	228.23	
05-26-072	0426233	SAL	SUPER NOVA CONSTRUCTION LLC	06-03.0-313-015	800.00	36.48	0.00	56.00	450.00	0.00	257.52	
05-26-073	0426234	SAL	SUPER NOVA CONSTRUCTION LLC	06-03.0-402-029	800.00	44.50	0.00	65.25	450.00	0.00	240.25	
05-26-074	0426235	SAL	SUPER NOVA CONSTRUCTION LLC	06-03.0-416-002	800.00	62.07	0.00	72.00	450.00	0.00	215.93	
05-26-075	0426236	SAL	SUPER NOVA CONSTRUCTION LLC	06-11.0-208-013	800.00	62.07	0.00	72.00	450.00	0.00	215.93	
05-26-076	0426239	SAL	RRITOL LLC	07-05.0-206-008	800.00	44.44	0.00	65.25	450.00	0.00	240.31	
			<i>Treasurer Check has been reduced and applied to refund for 0325006Z by</i>			\$101.16						
05-26-077	0426240	SAL	SABRINA DONALD	07-05.0-213-009, 010	853.00	160.60	0.00	92.00	450.00	0.00	150.40	
05-26-078	0426242	SAL	TAMMY OLANDER	07-05.0-306-022	1,001.00	91.62	0.00	65.25	450.00	0.00	394.13	
05-26-079	0426246	SAL	TAMMY OLANDER	07-08.0-100-004, 005	1,032.00	97.69	0.00	85.25	450.00	0.00	399.06	
05-26-080	0426247	SAL	TAMMY OLANDER	07-08.0-102-027	1,016.00	57.98	0.00	65.25	450.00	0.00	442.77	
05-26-081	0426248	SAL	TAMMY OLANDER	07-08.0-103-008	1,006.00	44.50	0.00	65.25	450.00	0.00	446.25	
05-26-082	0426249	SAL	TAMMY OLANDER	07-08.0-104-003	1,006.00	84.88	0.00	65.25	450.00	0.00	405.87	
05-26-083	0426250	SAL	RRITOL LLC	07-10.0-408-039	1,000.00	28.16	0.00	56.00	450.00	0.00	465.84	
05-26-084	0426255	SAL	BRIAN TRISKA	07-13.0-210-001	790.00	53.07	0.00	56.00	450.00	0.00	230.93	
05-26-085	0426267	SAL	DIAMOND THOMAS	08-17.0-405-014	786.00	37.94	0.00	54.75	450.00	0.00	243.31	
05-26-086	0426275	SAL	ABRAM BEARTH	08-26.0-210-004	786.00	46.19	0.00	65.25	450.00	0.00	224.56	
05-26-087	0426278	SAL	KEDA MANAGEMENT LLC IV	08-27.0-407-002	1,003.00	53.97	0.00	72.00	450.00	0.00	427.03	
05-26-088	0426282	SAL	KRAIG A MONROE SR	08-28.0-125-008	1,500.00	69.29	0.00	72.00	450.00	0.00	908.71	

RES#	Account	Type	Account Name	Parcel#	Total Collected	County Clerk	Auctioneer	Recorder/ Sec of State	Agent	Misc/ Overpmt	Treasurer
05-26-089	0426284	SAL	RICHARD HUIITE	08-28.0-412-028	1,710.00	62.44	0.00	72.00	450.00	0.00	1,125.56
05-26-090	0426294	SAL	BRIAN TRISKA	19-08.0-118-005, 021	805.00	80.80	0.00	85.25	450.00	0.00	188.95
05-26-091	0426295	SAL	HAROLD BELL	03-21.1-300-001	1,115.50	20.50	0.00	72.00	450.00	0.00	573.00
05-26-092	0426296	SAL	HAROLD BELL	03-22.1-300-006	1,115.50	58.30	0.00	72.00	450.00	0.00	535.20
05-26-093	0426297	SAL	HAROLD BELL	03-29.1-300-001	1,115.50	66.72	0.00	72.00	450.00	0.00	526.78
05-26-094	0426298	SAL	HAROLD BELL	04-31.1-100-003	1,115.50	20.50	0.00	72.00	450.00	0.00	573.00
05-26-095	0426299	SAL	HAROLD BELL	05-24.1-400-002	1,115.50	20.50	0.00	72.00	450.00	0.00	573.00
05-26-096	0426300	SAL	HAROLD BELL	05-25.1-100-001	1,115.50	20.50	0.00	72.00	450.00	0.00	573.00
05-26-097	0426301	SAL	HAROLD BELL	05-25.1-200-002	1,115.50	20.50	0.00	72.00	450.00	0.00	573.00
05-26-098	0426302	SAL	RAHNEISHA JENNINGS	11-00434	1,000.00	66.21	0.00	165.00	450.00	0.00	574.00
05-26-099	0426303	SAL	CORA GREGORY	12-01065	1,115.00	0.00	0.00	165.00	450.00	0.00	318.79
05-26-100	0725335	SAL	MARK GATES	07-12.0-117-010	786.00	33.45	0.00	56.00	450.00	0.00	500.00
05-26-101	1024180	SAL	CHANDA DEAN	02-19.0-103-001, 002	786.00	124.88	0.00	108.00	450.00	0.00	246.55
05-26-102	1025283	SAL	ROSEMARY WILLIS	02-26.0-216-001	786.00	232.44	0.00	72.00	450.00	0.00	103.12
05-26-103	201201942	REC	JOHNNY JOHNSON	02-20.0-118-056	4,750.88	68.00	0.00	65.25	634.80	0.00	3,982.83
05-26-104	201402147	REC	ERMA MORGAN MILLARD AND KEVIN HAYES	02-27.0-212-036	1,015.12	68.00	0.00	75.25	160.64	0.00	711.23
05-26-105	201700754	REC	DAVID AYERS	02-18.0-109-033	4,277.00	68.00	0.00	72.00	614.62	0.00	3,522.38
05-26-106	201800709	REC	MICHAEL ROBERTSON	02-18.0-402-032	1,385.63	68.00	0.00	72.00	706.77	0.00	538.86
05-26-107	201800710	REC	MICHAEL ROBERTSON	02-18.0-402-036	1,432.58	68.00	0.00	72.00	655.76	0.00	636.82
05-26-108	201804405	REC	RICHARD SPENCER	02-16.0-214-021	5,556.41	68.00	0.00	72.00	1,093.45	0.00	4,322.96
05-26-109	201900323	REC	JJE REAL ESTATE INV	01-35.0-311-007	1,921.24	68.00	0.00	72.00	537.57	0.00	1,243.67
05-26-110	202102091	REC	DEMETRIA & DAICIA CULLUM	02-29.0-411-016	350.00	68.00	0.00	72.00	121.44	5.61	82.95
05-26-111	202102116	REC	DONOVAN THOMAS	02-30.0-109-007	1,523.50	108.64	0.00	72.00	477.51	0.00	865.35
05-26-112	202102118	REC	DONOVAN THOMAS	02-30.0-109-009	1,523.50	108.64	0.00	72.00	477.51	0.00	865.35
05-26-113	Easement	UNK	CITY OF CAHOKIA HEIGHTS	07-07.0-100-092	750.00	0.00	0.00	0.00	375.00	0.00	375.00
05-26-114	202101260	DEF-REC	TINISHA & RALPH MCGLOVYN	02-18.0-419-058	1,294.00	81.36	0.00	0.00	315.62	0.00	897.02
05-26-115	201801058	DEF-REC	JENNIFER A ROSS	02-21.0-400-064	900.00	0.00	0.00	0.00	181.24	0.00	718.76
05-26-116	201901592	DEF-REC	CARL B EVANS	02-27.0-114-006	3,360.00	0.00	0.00	0.00	955.93	0.00	2,404.07
05-26-117	202000721	DEF-REC	DALLAS HAWKINS	02-10.0-301-001	1,300.00	0.00	0.00	0.00	347.85	0.00	952.15
05-26-118	202100737	DEF-REC	PHILLIP SCOTT	02-15.0-100-004	2,419.00	66.14	0.00	0.00	594.09	0.00	1,758.77
05-26-119	202100965	REC	TYESHIA R BOOKER	02-16.0-400-007	3,175.82	99.00	0.00	72.00	746.04	0.00	2,258.78
05-26-120	202101213	DEF-REC	BEAR WOLF & ASSOCIATES	02-18.0-328-114	3,700.00	65.82	0.00	0.00	772.09	0.00	2,862.09
05-26-121	202101454	DEF-REC	DAVID WILLIAMS	02-20.0-124-007	3,657.00	65.82	0.00	0.00	1,041.20	0.00	2,549.98

RES#	Account	Type	Account Name	Parcel#	Total Collected	County Clerk	Auctioneer	Recorder/ Sec of State	Agent	Misc/ Overpmt	Treasurer
05-26-122	202101561	DEF-REC	BARBARA & EWONA FERGUSON	02-21.0-303-017	2,715.00	71.72	0.00	0.00	559.45	0.00	2,083.83
05-26-123	202102117	DEF-REC	DONOVAN THOMAS	02-30.0-109-008	359.00	40.64	0.00	0.00	175.23	0.00	143.13
05-26-124	202102318	DEF-REC	LUCAS REID	02-34.0-204-006	3,800.00	91.00	0.00	0.00	755.47	0.00	2,953.53
05-26-125	0126247	SAL	DEMARCO BRADLEY	02-25.0-108-012, 013	786.00	96.69	0.00	108.00	450.00	0.00	131.31

Totals

**\$212,132.75**    **\$8,483.80**    **\$0.00**    **\$9,443.75**    **\$72,736.73**    **\$5.61**    **\$121,462.86**

*[Handwritten signatures: Mary Hall with, Mary Hall with, Courtney Ward]*

*[Handwritten signatures: Moshay, [unclear], [unclear], [unclear]]*

Committee Members

Clerk Fees    **\$8,483.80**  
 Recorder/Sec of State Fees    **\$9,443.75**  
 Total to County    **\$139,390.41**

**Total to Treasurer reduced by refunds due of \$879.12**



MARK A. KERN  
CHAIRMAN

# ST. CLAIR COUNTY BOARD

10 PUBLIC SQUARE, ROOM B-561, BELLEVILLE, ILLINOIS 62220-1623  
(618) 825-2203 • FAX: (618) 825-2740

District 5  
LONNIE MOSLEY  
VICE-CHAIRMAN

## BOARD MEMBERS

District 1  
ROBERT L. ALLEN, JR.

District 2  
GW SCOTT, JR.

District 3  
ROY MOSLEY, JR.

District 4  
HARRY HOLLINGSWORTH

District 6  
MARTY T. CRAWFORD

District 7  
COURTNEY D. MOORE

District 8  
STEVEN GOMRIC

District 9  
KEN EASTERLEY

District 10  
SCOTT GREENWALD

District 11  
KENNETH G. SHARKEY

District 12  
C. RICHARD VERNIER

District 13  
STEPHEN E. REEB

District 14  
BOB TRENTMAN

District 15  
JERRY J. DINGES

District 16  
CJ BARICEVIC

District 17  
SCOTT TIEMAN

District 18  
MICHAEL O'DONNELL

District 19  
PHIL HENNING

District 20  
ED COCKRELL

District 21  
ANDY BITTLE

District 22  
SUSAN GRUBERMAN

District 23  
JANA MOLL

District 24  
KEVIN DAWSON

District 25  
RICHIE MEILE

District 26  
ROBERT WILHELM

District 27  
MATT SMALLHEER

District 28  
JOHN COERS

May 13, 2026

Mark A. Kern, Chairman  
St. Clair County Board  
10 Public Square  
Belleville, Illinois 62220

Dear Chairman Kern:

The St. Clair County Board's Grants Committee submits the payroll and expense claims for the pay periods in **April, 2026**.

These claims involve the expenditure of programmatic and administrative funds associated with the Community Development Group, Workforce Development Group, and the Community Services Group.

These expenditures have been processed by the administrative staff of the St. Clair County Intergovernmental Grants Department. They have been reviewed and approved by the Grants Committee and are recommended for County Board approval by the Grants Committee.

Respectfully submitted,

Stephen Reeb, Chairman  
St. Clair County Board Grants Committee



**MONTHLY ACTIVITY REPORT**  
**April 2026 Stats Report**

**Kelly A. Wood, MD, MSPH**  
 President  
 St. Clair County Board of Health

**Myla Blandford,**  
**MPH, REHS, LEHP**  
 Executive Director  
 St. Clair County Health Department

Administrative/Fiscal

618.233.7703  
 618.222.1630 fax

Infectious Disease Prevention

**Communicable Disease**

618.233.6175  
 618.233.9356 fax

**Southwestern Illinois  
 HIV Care Connect**

618.825.4501  
 618.825.4585 fax

**Emergency Preparedness**

618.233.7703  
 618.233.9356 fax

Environmental Health

618.233.7769  
 618.236.0676 fax

Health Promotion & Wellness  
 Clinical Services & Systems

**Maternal-Child Health Programs**

618.233.6170  
 618.236.0831 fax

**Breast and Cervical Cancer**

618.233.7703  
 618.233.7713 fax

**Immunizations**

618.825-4500

Follow us on:

Facebook:  
 @SCC.HealthDepartment  
 Instagram  
 @stclaircountyhealth  
 Twitter:  
 @StClairHealth

ENVIRONMENTAL PROGRAMS	MAR	APR	YTD 26	YTD 25
------------------------	-----	-----	--------	--------

**ENVIRONMENTAL HEALTH**

**FOOD SERVICE PROGRAM**

Routine Inspection  
 Reinspection  
 Opening Inspections  
 Food Recalls  
 Foodborne Illness Investigations  
 Complaint Investigations  
 In-services  
 # of Participants  
 Consultations/Plan Reviews/Fires/Disasters

209	265	836	862
19	19	82	115
5	4	16	11
13	14	72	61
3	1	10	0
9	5	32	43
0	0	0	0
0	0	0	0
77	74	265	579

**NUISANCE/VECTOR/TANNING**

Complaint Investigations & Rechecks  
 Smoke Free IL Complaints  
 Smoke Free IL Citations  
 Consultations (Smoking, Tanning, Vector)  
 Tanning/Body Art Inspections & Rechecks  
 Vector Surveillance sites (May - October)

0	0	0	0
0	1	2	2
0	0	0	0
222	185	741	193
2	2	5	13
0	1	1	0

**POTABLE WATER PROGRAM**

Well Permits Issued  
 Well Inspections  
 Analysis Reviewed  
 Consultations

7	3	14	9
3	2	7	9
6	3	12	17
1	3	5	19

**PRIVATE SEWAGE PROGRAM**

Permits Issued  
 Sewage Consultations  
 Systems Inspected  
 Complaints, Investigations & Rechecks  
 Home Loan Inspections

7	12	34	25
128	122	381	362
10	13	33	19
8	0	13	6
0	0	0	1





**ST. CLAIR COUNTY HEALTH DEPARTMENT**

19 Public Square, Suite 150 | Belleville, IL 62220  
 SCCHealthDept.com

**MONTHLY ACTIVITY REPORT**

**April 2026 Stats Report**

**Kelly A. Wood, MD, MSPH**  
 President  
 St. Clair County Board of Health

**Myla Blandford,**  
**MPH, REHS, LEHP**  
 Executive Director  
 St. Clair County Health Department

Administrative/Fiscal

618.233.7703  
 618.222.1630 fax

Infectious Disease Prevention

**Communicable Disease**

618.233.6175  
 618.233.9356 fax

**Southwestern Illinois  
 HIV Care Connect**

618.825.4501  
 618.825.4585 fax

**Emergency Preparedness**

618.233.7703  
 618.233.9356 fax

Environmental Health

618.233.7769  
 618.236.0676 fax

Health Promotion & Wellness

Clinical Services & Systems

**Maternal-Child Health Programs**

618.233.6170  
 618.236.0831 fax

**Breast and Cervical Cancer**

618.233.7703  
 618.233.7713 fax

**Immunizations**

618.825-4500

Follow us on:

Facebook:  
 @SCC.HealthDepartment

Instagram  
 @stclaircountyhealth

Twitter:  
 @StClairHealth

ENVIRONMENTAL PROGRAMS	MAR	APR	YTD 26	YTD 25
------------------------	-----	-----	--------	--------

**ENVIRONMENTAL PROTECTION and  
 POLLUTION PREVENTION**

**LANDFILL PROGRAM**

Landfill, Compost, Open Dump Inspections, FUIs  
 New Open Dump Sites Closed  
 Complaint Investigations, Rechecks  
 Consultations

6	7	25	28
0	0	0	4
7	4	19	12
7	4	20	0

**POLLUTION PREVENTION PROGRAM**

Consultations/Presentations  
 Materials Distributed

0	0	0	0
0	0	0	0





# ST. CLAIR COUNTY HEALTH DEPARTMENT

19 Public Square, Suite 150 | Belleville, IL 62220  
SCCHealthDept.com

## MONTHLY ACTIVITY REPORT April 2026 Stats Report

**Kelly A. Wood, MD, MSPH**  
President  
St. Clair County Board of Health

**Myla Blandford,**  
MPH, REHS, LEHP  
Executive Director  
St. Clair County Health Department

**Administrative/Fiscal**

618.233.7703  
618.222.1630 fax

**Infectious Disease Prevention**

**Communicable Disease**

618.233.6175  
618.233.9356 fax

**Southwestern Illinois  
HIV Care Connect**

618.825.4501  
618.825.4585 fax

**Emergency Preparedness**

618.233.7703  
618.233.9356 fax

**Environmental Health**

618.233.7769  
618.236.0676 fax

**Health Promotion & Wellness  
Clinical Services & Systems**

**Maternal-Child Health Programs**

618.233.6170  
618.236.0831 fax

**Breast and Cervical Cancer**

618.233.7703  
618.233.7713 fax

**Immunizations**

618.825-4500

**Follow us on:**

Facebook:  
**@SCC.HealthDepartment**

Instagram  
**@stclaircountyhealth**

Twitter:  
**@StClairHealth**

INFECTIOUS DISEASE PREVENTION	MAR	APR	YTD 26	YTD 25
-------------------------------	-----	-----	--------	--------

**COMMUNICABLE DISEASE CASES**

Chlamydia	71	88	298	269
E-Coli	0	0	0	<10
Gonorrhea	17	25	81	90
Group A Streptococcal	<10	<10	<10	<10
Hepatitis A	0	0	<10	0
Hepatitis B	0	<10	<10	35
Hepatitis C	<10	<10	<10	149
HIV+	0	0	<10	<10
Influenza - ICU	<10	0	<10	46
Covid-19 - ICU	0	0	<10	0
Flu-like Symptoms ( <i>Specific</i> )	<10	0	10	0
Meningitis (Bacterial)	0	0	0	<10
MRSA	0	0	0	0
Pertussis	0	0	<10	<10
Salmonella	0	0	<10	<10
Syphilis	10	12	43	74

**TB CONTROL/TESTING**

Field Visits (Directly Observed Therapy)	0	0	0	0
Client Contacts (Directly Observed Therapy)	0	0	0	0
Video Observed Therapy	0	0	0	0
Client Served under Video Observed Therapy	0	0	0	0
Clients Served (by Physician)	65	55	161	28
Client Contacts (Clinic)	<10	<10	16	377
Chest X-Ray	<10	<10	11	<10
Skin Tests	31	24	94	120
Positive Skin Tests	<10	<10	<10	0
MTB Cases	0	0	0	0
Suspects	0	0	0	0



**MONTHLY ACTIVITY REPORT**

**April 2026 Stats Report**

**Kelly A. Wood, MD, MSPH**  
President  
St. Clair County Board of Health

**Myla Blandford,**  
**MPH, REHS, LEHP**  
Executive Director  
St. Clair County Health Department

Administrative/Fiscal

618.233.7703  
618.222.1630 fax

Infectious Disease Prevention

**Communicable Disease**

618.233.6175  
618.233.9356 fax

**Southwestern Illinois  
HIV Care Connect**

618.825.4501  
618.825.4585 fax

**Emergency Preparedness**

618.233.7703  
618.233.9356 fax

Environmental Health

618.233.7769  
618.236.0676 fax

Health Promotion & Wellness

Clinical Services & Systems

**Maternal-Child Health Programs**

618.233.6170  
618.236.0831 fax

**Breast and Cervical Cancer**

618.233.7703  
618.233.7713 fax

**Immunizations**

618.825-4500

Follow us on:

Facebook:  
**@SCC.HealthDepartment**

Instagram  
**@stclaircountyhealth**

Twitter:  
**@StClairHealth**

INFECTIOUS DISEASE PREVENTION	MAR	APR	YTD 26	YTD 25
-------------------------------	-----	-----	--------	--------

**ILLNESS INVESTIGATIONS-CONSULTATIONS**

Off-site	0	0	0	0
Office	0	0	0	0
Phone	72	67	290	537
OOJ - Out of Jurisdiction	<10	12	51	269
Documentation Sen-Physicians/ MSP Providers	0	0	0	0

**HIV/AIDS CARE REGION**

Starting Caseload	680	681	681	679
New Enrollments	5	12	39	42
Discharges	4	14	40	42
Misc Changes	0	0	0	-9
Remaining/Current Caseload	681	679	679	674

**HIV PREVENTION - REGION**

HIV Tests Completed Total	25	0	1	22
HIV Tests Completed Total (Routine)	24	0	25	65
HIV Tests Completed Total (Risk Based)	1	0	2	1
HIV Tests Completed at SCCHD	25	0	27	53
New Positive Cases Identified	0	0	0	0
# Cases Linked to HIV Medical Care	0	0	0	0

**HIV DISEASE INTER. SERV. - REGION**

New Cases Opened	0	0	101	116
Individuals Notified	0	0	0	0
Linked to Medical Care	0	0	0	2
Already in care (May reflects to-date number)	0	11	14	22





**ST. CLAIR COUNTY HEALTH DEPARTMENT**  
 19 Public Square, Suite 150 | Belleville, IL 62220  
 SCCHealthDept.com

**MONTHLY ACTIVITY REPORT**  
**April 2026 Stats Report**

**Kelly A. Wood, MD, MSPH**  
 President  
 St. Clair County Board of Health

**Myla Blandford,**  
**MPH, REHS, LEHP**  
 Executive Director  
 St. Clair County Health Department

Administrative/Fiscal

618.233.7703  
 618.222.1630 fax

Infectious Disease Prevention

**Communicable Disease**

618.233.6175  
 618.233.9356 fax

**Southwestern Illinois  
 HIV Care Connect**

618.825.4501  
 618.825.4585 fax

**Emergency Preparedness**

618.233.7703  
 618.233.9356 fax

Environmental Health

618.233.7769  
 618.236.0676 fax

Health Promotion & Wellness  
 Clinical Services & Systems

**Maternal-Child Health Programs**

618.233.6170  
 618.236.0831 fax

**Breast and Cervical Cancer**

618.233.7703  
 618.233.7713 fax

**Immunizations**

618.825-4500

Follow us on:

Facebook:  
 @SCC.HealthDepartment  
 Instagram  
 @stclaircountyhealth  
 Twitter:  
 @StClairHealth

EMERGENCY PREPAREDNESS & CRI	MAR	APR	YTD 26	YTD 25
------------------------------	-----	-----	--------	--------

**COMMUNITY COORDINATION**

External Conferences/Workshops/Trainings Attended	5	3	15	4
Community Partnership Meetings	9	10	36	17
Drills/Exercises	4	4	11	1
Internal (SCCHD)	2	1	3	0
External	2	3	8	1

**TRAINING**

SCCHD Personnel Trained	1	7	16	3
New Employee PHEP Orientation	1	0	2	7
Annual PHEP Employee Training	0	0	0	0
Incident Command System (ICS)	0	0	0	0
Point of Dispensing (POD)	8	7	22	0
<b>Other/Misc</b>	1	0	1	0
Community Partners Trained	0	0	46	0

**COMMUNITY HEALTH/OUTREACH**

Public Outreach/Presentations	3	7	13	1
Narcan Outreach Events	3	7	13	2
Narcan Trainings Provided	0	0	0	1
Attendance	0	0	0	25
Narcan Kits Distributed	68	254	362	103
Teddy Bear Clinic Workshops	0	2	6	5
Attendance	0	97	194	135
CPR Certifications	1	0	47	4
First Aid/Stop the Bleed (STB) Certifications	0	0	0	2

**EMERGENCY RESPONSE**

**INCIDENT/ASSISTANCE**

Active Public Health Emergency Declarations	0	0	0	0
Biowatch Actionable Result (BAR)	0	0	0	0
Special Events	0	0	0	0
Healthcare Coalition Activation (HOPE/STLHCC)	0	0	0	1
IPHMAS Request	0	0	0	0
SIREN Alerts	0	0	0	0



**MONTHLY ACTIVITY REPORT**

**April 2026 Stats Report**

**Kelly A. Wood, MD, MSPH**  
President  
St. Clair County Board of Health

**Myla Blandford,**  
MPH, REHS, LEHP  
Executive Director  
St. Clair County Health Department

Administrative/Fiscal

618.233.7703  
618.222.1630 fax

Infectious Disease Prevention

Communicable Disease

618.233.6175  
618.233.9356 fax

Southwestern Illinois  
HIV Care Connect

618.825.4501  
618.825.4585 fax

Emergency Preparedness

618.233.7703  
618.233.9356 fax

Environmental Health

618.233.7769  
618.236.0676 fax

Health Promotion & Wellness

Clinical Services & Systems

Maternal-Child Health Programs

618.233.6170  
618.236.0831 fax

Breast and Cervical Cancer

618.233.7703  
618.233.7713 fax

Immunizations

618.825-4500

Follow us on:

Facebook:  
[@SCC.HealthDepartment](#)

Instagram  
[@stclaircountyhealth](#)

Twitter:  
[@StClairHealth](#)

EMERGENCY PREPAREDNESS & CRI	MAR	APR	YTD 26	YTD 25
------------------------------	-----	-----	--------	--------

**MATERIAL DISTRIBUTION**

Resource Requests	1	0	1	0
SNS/IPS (medication/testing supplies)	0	0	0	50
PPE/Resources	0	0	0	0

**ST CLAIR COUNTY AED PROGRAM**

Site Visits	0	0	0	1
Utilization Incidents	0	0	1	2
PAD-Pak Qualification	7	0	8	1
Forward Hearts Case Qualification	0	0	0	0
Forward Hearts Case Acceptance	0	0	0	0

**MRC (MEDICAL RESERVE CORPS)**

**VOLUNTEER MANAGEMENT**

Current # of Volunteers	45	45	0	120
New	0	0	0	1
Withdrawals	11	0	11	1
Recruitment Events	2	6	11	3
Attendance	0	0	3	130
Social Media Posts/ Mass Communication	1	3	8	0

**MRC TRAINING**

External Conferences/Workshops Attended	4	2	8	3
Community Partnership Meetings	2	4	13	5
Meetings/Workshops/Trainings Offered	2	1	5	18
Number of MRC Volunteers Trained	0	1	1	1
Drill/Exercises	0	2	2	0

**MRC INCIDENT/EVENT ASSISTANCE**

Non- Emergency Public Health Event	1	2	7	7
Emergency Response Incident/Assistance	0	0	0	0
MRC Unit Volunteer Hours Served	3	6	21	36





**ST. CLAIR COUNTY HEALTH DEPARTMENT**  
 19 Public Square, Suite 150 | Belleville, IL 62220  
 SCCHealthDept.com

**MONTHLY ACTIVITY REPORT**  
**April 2026 Stats Report**

**Kelly A. Wood, MD, MSPH**  
 President  
 St. Clair County Board of Health

**Myla Blandford,**  
**MPH, REHS, LEHP**  
 Executive Director  
 St. Clair County Health Department

Administrative/Fiscal  
 618.233.7703  
 618.222.1630 fax

Infectious Disease Prevention  
**Communicable Disease**  
 618.233.6175  
 618.233.9356 fax

**Southwestern Illinois  
 HIV Care Connect**  
 618.825.4501  
 618.825.4585 fax

**Emergency Preparedness**  
 618.233.7703  
 618.233.9356 fax

Environmental Health  
 618.233.7769  
 618.236.0676 fax

Health Promotion & Wellness  
 Clinical Services & Systems  
**Maternal-Child Health Programs**  
 618.233.6170  
 618.236.0831 fax

**Breast and Cervical Cancer**  
 618.233.7703  
 618.233.7713 fax  
**Immunizations**  
 618.825-4500

Follow us on:  
 Facebook:  
**@SCC.HealthDepartment**  
 Instagram  
**@stclaircountyhealth**  
 Twitter:  
**@StClairHealth**

Health Promotion & Wellness/Clinical Services	MAR	APR	YTD 26	YTD 25
---	-----	-----	--------	--------

**Baby-ZZZ Safe Sleep Program**

Pack & Plays Distributed	49	61	178	n/a
Sleep Sacks Distributed	38	41	131	n/a
Swaddles Distributed	34	31	97	n/a

**BREAST & CERVICAL CANCER PROGRAM (BCCP)**

Enrollment	8	10	19	38
Clinically Navigated Insured	1	1	3	7
Clients with High Deductible	1	1	3	6
Younger Symptomatic Referrals	2	0	3	2
Referrals/Treatment Act	2	1	4	1
Cancer within BCCP	0	0	0	1
Cancer outside BCCP	2	1	3	1

**BREASTFEEDING PEER COUNSELOR PRGM (BFPC)**

Current Caseload	408	408	1,610	1,490
BF Cases (new)	7	9	25	25
Pregnant Cases (new)	14	20	71	94

**DIAPER DEPOT**

Diaper's Distributed	4,170	5,070	15,051	50,375
----------------------	-------	-------	--------	--------

**HEALTHY HOMES LEAD POISONING PREVENTION PROGRAM (HHLPPS)**

Current Caseload	38	44	165	153
New Cases	2	7	25	37
Closed Cases	11	7	38	24
Prevention Education	62	39	195	100
Home Visits/Evaluations	2	0	6	7
Contacts	26	12	153	116

**IMMUNIZATIONS**

VFC Immunizations	60	29	181	177
317/Bridge Immunizations	19	11	66	10
Private Pay Immunizations	12	11	56	72
Travel Vaccines	1	3	6	n/a
VAP Immunizations	0	0	1	n/a



**MONTHLY ACTIVITY REPORT**

**April 2026 Stats Report**

**Kelly A. Wood, MD, MSPH**  
President  
St. Clair County Board of Health

**Myla Blandford,**  
**MPH, REHS, LEHP**  
Executive Director  
St. Clair County Health Department

Administrative/Fiscal

618.233.7703  
618.222.1630 fax

Infectious Disease Prevention

**Communicable Disease**

618.233.6175  
618.233.9356 fax

**Southwestern Illinois  
HIV Care Connect**

618.825.4501  
618.825.4585 fax

**Emergency Preparedness**

618.233.7703  
618.233.9356 fax

Environmental Health

618.233.7769  
618.236.0676 fax

Health Promotion & Wellness

Clinical Services & Systems

**Maternal-Child Health Programs**

618.233.6170  
618.236.0831 fax

**Breast and Cervical Cancer**

618.233.7703  
618.233.7713 fax

**Immunizations**

618.825-4500

**Follow us on:**

Facebook:  
**@SCC.HealthDepartment**

Instagram  
**@stclaircountyhealth**

Twitter:  
**@StClairHealth**

Health Promotion & Wellness/Clinical Services	MAR	APR	YTD 26	YTD 25
---	-----	-----	--------	--------

**SCREENINGS**

Lead testing - Children	51	32	151	137
Lead testing - Prenatal	11	7	43	37
Perinatal Depression Screening	54	58	226	557
Respiratory testing (COVID-19, Flu A&B)	2	0	5	142
Genetics Screenings	0	0	0	455

**WOMEN, INFANTS, & CHILDREN (WIC)**

Assigned Caseload	1,960	1,960	1,960	8,236
Clients Picking Up Food Instruments	1,432	1,410	5,809	6,260
Achievement Percentage	76	77	311	303
Clients Certified	244	176	863	1,274
Nutrition Education Attendance	518	397	1,666	2,071

**YOUTHCARE**

Current Caseload	334	333	1,344	1,626
New Case Enrollment	16	17	55	64
Cases Closed/Transferred	20	19	61	100
Administrative Case Reviews done	61	58	225	282

**PHS COMMUNITY OUTREACH**

Health/Resource Fairs/Community Events	2	5	8	0
Total engaged at table/booth	300	1200	1,700	0
Presentations Given	0	2	2	2
Total Attendance	0	97	97	48
Meetings/Conferences/Workshop Contacts	0	1	4	16
Face to Face Contacts	0	45	170	1,041
Total Residential Sharps Containers	154	220	496	n/a
Sharps Containers Collected	61	40	150	n/a
Sharps Containers Given Out	93	180	367	n/a
Total Gun Locks Distributed	75	221	377	n/a

**CLINICAL SERVICES**

Total Physicals	0	0	0	17
Physical - Child	0	0	0	9
Physical - Adult	0	0	0	8
STI Screenings	9	11	34	64
Fluoride Varnish	23	33	116	n/a

**See Infectious Disease for TB stats**



**MONTHLY ACTIVITY REPORT**  
**April 2026 Stats Report**

**Kelly A. Wood, MD, MSPH**  
 President  
 St. Clair County Board of Health

**Myla Blandford,**  
**MPH, REHS, LEHP**  
 Executive Director  
 St. Clair County Health Department

Administrative/Fiscal

618.233.7703  
 618.222.1630 fax

Infectious Disease Prevention

**Communicable Disease**

618.233.6175  
 618.233.9356 fax

**Southwestern Illinois  
 HIV Care Connect**

618.825.4501  
 618.825.4585 fax

**Emergency Preparedness**

618.233.7703  
 618.233.9356 fax

Environmental Health

618.233.7769  
 618.236.0676 fax

Health Promotion & Wellness  
Clinical Services & Systems

**Maternal-Child Health Programs**

618.233.6170  
 618.236.0831 fax

**Breast and Cervical Cancer**

618.233.7703  
 618.233.7713 fax

**Immunizations**

618.825-4500

**Follow us on:**

Facebook:  
**@SCC.HealthDepartment**  
 Instagram  
**@stclaircountyhealth**  
 Twitter:  
**@StClairHealth**

ADMINISTRATION	MAR	APR	YTD 26	YTD 25
----------------	-----	-----	--------	--------

PROMOTION

Press releases (SCCHD/IDPH)

1	0	4	0
---	---	---	---

SOCIAL MEDIA

**Instagram ~ New Likes and follows**

0	0	23	14
---	---	----	----

Instagram Views

134	30	0	76
-----	----	---	----

Instagram Reach

98	17	406	n/a
----	----	-----	-----

Instagram Content Interactions

n/a	n/a	5	n/a
-----	-----	---	-----

Instagram Links Clicked

n/a	n/a	8	n/a
-----	-----	---	-----

Number of Instagram posts

n/a	n/a	16	n/a
-----	-----	----	-----

**Twitter Impressions per month\***

n/a	n/a	16	n/a
-----	-----	----	-----

\*not available without a premium subscription

**Facebook\***

Followers - Lifetime 7/2/2021 - Current Month

10,224	10,286	40,651	9,933
--------	--------	--------	-------

Net New Facebook Follows per month

119	62	302	143
-----	----	-----	-----

Number of FB Posts

20	13	73	61
----	----	----	----

Facebook Page and Profile Visits

1,449	1,138	5,565	3,072
-------	-------	-------	-------

Views per month

180,766	109,879	532,739	140,994
---------	---------	---------	---------

Viewers

73,091	42,600	205,220	51,375
--------	--------	---------	--------

Content Interactions

917	491	2,761	1,280
-----	-----	-------	-------

Links Clicked

1,847	700	5,744	710
-------	-----	-------	-----

**NOTE: Twitter Analytics have changed and are not available as they previously were.**

**\*Meta is changing and updating Insights. Some data is not available.**



IOC Accounting Line Details

Fund	Agency	Organization	Appropriation	Object	Amount	Appropriation Name
0188	492	27	44910055	4491	\$796,000.66	DISBURSE CNTY/MASS TRANS SALES

Payment Voucher Description

Line	Text
1	IL DEPT. OF REVENUE AUTHORIZED THIS PAYMENT ON 05/07/2026
2	COUNTY .25 % SHARE OF SALES TAX
3	LIAB MO: FEB. 2026 COLL MO: MAR. 2026 VCHR MO: MAY. 2026
4	?’S PHONE: 217 785-6518 EMAIL: REV.LOCALTAX@ILLINOIS.GOV
61	COUNTY .25 % SHARE OF SALES TAX

[Click here for assistance with this screen.](#)

[EMPLOYMENT](#)    [PRIVACY POLICY](#)    [IDENTITY PROTECTION POLICY](#)  
[COMPTROLLER PPB](#)    [EXECUTIVE INSPECTOR GENERAL](#)    [FOIA](#)    [CONTACT US](#)  
[ADA](#)

IOC Accounting Line Details

Fund	Agency	Organization	Appropriation	Object	Amount	Appropriation Name
0189	492	27	44910055	4491	\$250,767.03	DISTRIBUTE MUNI/CNTY SALES TAX

Payment Voucher Description

Line	Text
1	IL DEPT. OF REVENUE AUTHORIZED THIS PAYMENT ON 05/07/2026
2	COUNTY 1 % SHARE OF SALES TAX
3	LIAB MO: FEB. 2026 COLL MO: MAR. 2026 VCHR MO: MAY. 2026
4	?S PHONE: 217 785-6518 EMAIL: REV.LOCALTAX@ILLINOIS.GOV
61	COUNTY 1 % SHARE OF SALES TAX

[Click here](#) for assistance with this screen.

[EMPLOYMENT](#)   
 [PRIVACY POLICY](#)   
 [IDENTITY PROTECTION POLICY](#)  
[COMPTROLLER PPB](#)   
 [EXECUTIVE INSPECTOR GENERAL](#)   
 [FOIA](#)   
 [CONTACT US](#)  
[ADA](#)